



**WACKER
NEUSON**
all it takes!

Lifting force tables EW65

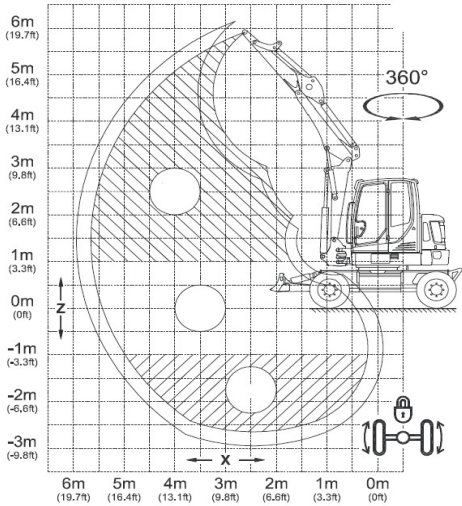


Fig. 1: Lifting force table EW100 - Boom

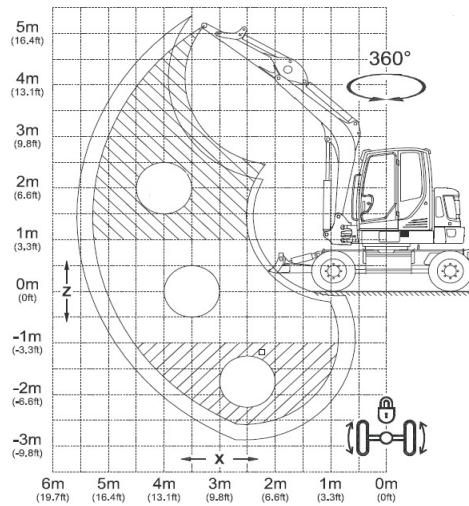


Fig. 2: Lifting force table EW100 - Adjustable boom

max	Permissible load with extended dipper stick
A	Outreach from middle of rotating assembly
B	Load hook height
*	Lifting force limited by hydraulics

All table values are specified in kg (lbs.), in a horizontal position on a solid surface and without a bucket or an attachment.

- I Vehicle to travel direction with dozer blade support or stabilizer support (hydr. Limited)
- II Vehicle to travel direction without dozer blade support or stabilizer support
- III 90° to travel direction without dozer blade or stabilizer support
- IV Vehicle against travel direction without dozer blade support or stabilizer support
- V Vehicle against travel direction with dozer blade or stabilizer support

The lifting force of the vehicle is limited by the settings of the pressure relief valves and hydraulic performance or by the tipping safety mechanism.

Neither 75% of the static tipping load nor 87% of the hydraulic lifting force are exceeded.

Base of calculation: according to ISO 10567

The lifting capacity applies for vehicles under the following conditions:

- Lubricants and operating materials at the prescribed levels.
- Full fuel tank.
- Cabin.
- Vehicle at operating temperature.
- Weight of the operator 75 kg (165 lbs.).



**WACKER
NEUSON**
all it takes!

Lifting force tables EW65

A B	2 m (6'-7")					3 m (9'-10")					4 m (13'-1")					5 m (16' - 5")									
	I	II	III	IV	V	I	II	III	IV	V	I	II	III	IV	V	I	II	III	IV	V	I	II	III	IV	V
4 m (13'-1")	-	-	-	-	-	-	-	-	-	-	1240*	1240*	1240*	1240*	1240*	-	-	-	-	-	1190*	1190*	892	1187	1190*
											(2735*)	(2735*)	(2735*)	(2735*)	(2735*)						(2623*)	(2623*)	(1967)	(2617)	(2623*)
3 m (9' - 10")	-	-	-	-	-	1721*	1721*	1721*	1721*	1721*	1360*	1360*	1233	1360*	1360*	1181*	1181*	859	1146	1181*	1141*	1141*	748	1006	1141*
						(3794*)	(3794*)	(3794*)	(3794*)	(3794*)	(2999*)	(2999*)	(2719)	(2999*)	(2999*)	(2603*)	(2603*)	(1893)	(2528)	(2603*)	(2516*)	(2516*)	(1649)	(2217)	(2516*)
2 m (6' - 7")	3234*	3234*	3234*	3234*	3234*	2260*	2260*	1722	2260*	2260*	1554*	1554*	1149	1548	1554*	1242*	1242*	823	1110	1242*	1118*	1085	681	923	1118*
	(7130*)	(7130*)	(7130*)	(7130*)	(7130*)	(4984*)	(4984*)	(3797)	(4984*)	(4984*)	(3426*)	(3426*)	(2533)	(3412)	(3426*)	(2740*)	(2740*)	(1816)	(2447)	(2740*)	(2465*)	(2393)	(1501)	(2036)	(2465*)
1 m (3' - 3")	4961*	4961*	3003	4470	4961*	2571*	2571*	1566	2195	2571*	1703*	1703*	1071	1465	1703*	1291*	1267	786	1071	1291*	1102*	1063	661	903	1102*
	(10940*)	(10940*)	(6622)	(9857)	(10940*)	(5668*)	(5668*)	(3454)	(4840)	(5668*)	(3756*)	(3756*)	(2362)	(3231)	(3756*)	(2847*)	(2793)	(1734)	(2361)	(2847*)	(2431*)	(2345)	(1458)	(1990)	(2431*)
0 m (0' - 0")	4088*	4088*	2902	4088*	4088*	2488*	2488*	1518	2142	2488*	1712*	1708	1027	1419	1712*	1259*	1242	763	1047	1259*	968*	968*	686	940	968*
	(9015*)	(9015*)	(6399)	(9015*)	(9015*)	(5486*)	(5486*)	(3346)	(4723)	(5486*)	(3775*)	(3766)	(2265)	(3128)	(3775*)	(2775*)	(2738)	(1683)	(2308)	(2775*)	(2134*)	(2134*)	(1513)	(2072)	(2134*)
-1 m (-3' - 3")	3040*	3040*	2929	3040*	3040*	2148*	2148*	1524	2148*	2148*	1528*	1528*	1021	1412	1528*	-	-	-	-	-	1027*	1027*	775	1027*	1027*
	(6702*)	(6702*)	(6460)	(6702*)	(6702*)	(4737*)	(4737*)	(3361)	(4737*)	(4737*)	(3369)	(3369*)	(2250)	(3113)	(3369*)	-	-	-	-	-	(2265*)	(2265*)	(1709)	(2265*)	(2265*)
-2 m (6' - 7")	2764*	2764*	2764*	2764*	2764*	1506*	1506*	1506*	1506*	1506*	1003*	1003*	1003*	1003*	1003*	-	-	-	-	-	869*	869*	869*	869*	869*
	(6094*)	(6094*)	(6094*)	(6094*)	(6094*)	(3320*)	(3320*)	(3320*)	(3320*)	(3320*)	(2212*)	(2212*)	(2212*)	(2212*)	(2212*)	-	-	-	-	-	(1915*)	(1915*)	(1915*)	(1915*)	(1915*)

Tab.1: Lifting force table EW65 – Adjustable boom, short dipper stick, single tires, stabilizers front, parallel blade rear

A B	2 m (6'-7")					3 m (9'-10")					4 m (13'-1")					5 m (16' - 5")									
	I	II	III	IV	V	I	II	III	IV	V	I	II	III	IV	V	I	II	III	IV	V	I	II	III	IV	V
4 m (13'-1")	-	-	-	-	-	-	-	-	-	-	1125*	1125*	1125*	1125*	1125*	1079*	1079*	883	1079*	1079*	1083*	1083*	799	1068	1083*
											(2480*)	(2480*)	(2480*)	(2480*)	(2480*)	(2380*)	(2380*)	(1947)	(2380*)	(2380*)	(2388*)	(2388*)	(1762)	(2355)	(2388*)
3 m (9' - 10")	-	-	-	-	-	1523*	1523*	1523*	1523*	1523*	1255*	1255*	1249	1255*	1255*	1106*	1106*	865	1106*	1106*	1047*	1047*	681	920	1047*
						(3358*)	(3358*)	(3358*)	(3358*)	(3358*)	(2767*)	(2767*)	(2755)	(2767*)	(2767*)	(2439*)	(2439*)	(1908)	(2439*)	(2439*)	(2310*)	(2310*)	(1501)	(2028)	(2310*)
2 m (6' - 7")	2823*	2823*	2823*	2823*	2823*	2078*	2078*	1768	2078*	2078*	1466*	1466*	1161	1466*	1466*	1186*	1186*	825	1112	1186*	1031*	999	622	849	1031*
	(6225*)	(6225*)	(6225*)	(6225*)	(6225*)	(4582*)	(4582*)	(3899)	V*	(4582*)	(3232*)	(3232*)	(2560)	(3232*)	(3232*)	(2616*)	(2616*)	(1818)	(2451)	(2616*)	(2272*)	(2204)	(1372)	(1873)	(2272*)
1 m (3' - 3")	4770*	4770*	3004	4474	4770*	2496*	2496*	1584	2216	2496*	1650*	1650*	1074	1469	1650*	1259*	1259*	781	1066	1259*	1020*	979	604	830	1020*
	(10518*)	(10518*)	(6625)	(9866)	(10518*)	(5503*)	(5503*)	(3493)	(4886)	(5503*)	(3639*)	(3639*)	(2368)	(3240)	(3639*)	(2775*)	(2775*)	(1723)	(2352)	(2775*)	(2250*)	(2159)	(1332)	(1831)	(2250*)
0 m (0' - 0")	4330*	4330*	2833	4274	4330*	2531*	2531*	1506	2131	2531*	1708*	1700	1018	1410	1708*	1265*	1230	751	1035	1265*	1006*	1006*	623	859	1006*
	(9547*)	(9547*)	(6246)	(9424)	(9547*)	(5581*)	(5581*)	(3321)	(4699)	(5581*)	(3765*)	(3748)	(2244)	(3109)	(3765*)	(2788*)	(2711)	(1656)	(2281)	(2788*)	(2219*)	(2219*)	(1374)	(1894)	(2219*)
-1 m (-3' - 3")	3538*	3538*	2862	3538*	3538*	2275*	2275*	1496	2121	2275*	1587*	1587*	1000	1391	1587*	1128*	1128*	744	1028	1128*	971*	971*	693	954	971*
	(7801*)	(7801*)	(6310)	(7801*)	(7801*)	(5017*)	(5017*)	(3300)	(4676)	(5017*)	(3500*)	(3500*)	(2206)	(3068)	(3500*)	(2488*)	(2488*)	(1642)	(2267)	(2488*)	(2141*)	(2141*)	(1528)	(2104)	(2141*)
-2 m (6' - 7")	2509*	2509*	2509*	2509*	2509*	1737*	1737*	1532	1737*	1737*	1207*	1207*	1023	1207*	1207*	-	-	-	-	-	869*	869*	864	869*	869*
	(5533*)	(5533*)	(5533*)	(5533*)	(5533*)	(3830*)	(3830*)	(3378)	(3830*)	(3830*)	(2661*)	(2661*)	(2256)	(2661*)	(2661*)	-	-	-	-	-	(1915*)	(1915*)	(1906)	(1915*)	(1915*)

Tab.2: Lifting force table EW65 – Adjustable boom, long dipper stick, single tires, stabilizers front, parallel blade rear



**WACKER
NEUSON**
all it takes!

Lifting force tables EW65

A B	2 m (6'-7")					3 m (9'-10")					4 m (13'-1")					5 m (16' - 5")									
	I	II	III	IV	V	I	II	III	IV	V	I	II	III	IV	V	I	II	III	IV	V	I	II	III	IV	V
4 m (13'-1")	-	-	-	-	-	-	-	-	-	-	1240*	1240*	1186	1240*	1240*	-	-	-	-	-	1190*	1190*	813	988	1190*
	-	-	-	-	-	-	-	-	-	-	(2735)*	(2735)*	(2615)	(2735)*	(2735)*	-	-	-	-	-	(2623)*	(2623)*	(1793)	(2178)	(2623)*
3 m (9' - 10")	-	-	-	-	-	1721*	1721*	1721*	1721*	1721*	1360*	1360*	1132	1360*	1360*	1181*	1181*	782	951	1181*	1141*	1141*	677	828	1141*
	-	-	-	-	-	(3794)*	(3794)*	(3794)*	(3794)*	(3794)*	(2999)*	(2999)*	(2496)	(2999)*	(2999)*	(2603)*	(2603)*	(1723)	(2097)	(2603)*	(2516)*	(2516)*	(1493)	(1825)	(2516)*
2 m (6' - 7")	3234*	3234*	3196	3234*	3234*	2260*	2260*	1575	1978	2260*	1554*	1554*	1048	1288	1554*	1242*	1242*	746	914	1242*	1118*	1065	613	754	1118*
	(7130)*	(7130)*	(7047)	(7130)*	(7130)*	(4984)*	(4984)*	(3474)	(4362)	(4984)*	(3426)*	(3426)*	(2310)	(2841)	(3426)*	(2740)*	(2740)*	(1646)	(2016)	(2740)*	(2465)*	(2347)	(1352)	(1663)	(2465)*
1 m (3' - 3")	4961*	4961*	2737	3717	4961*	2571*	2571*	1420	1809	2571*	1703*	1703*	970	1206	1703*	1291*	1243	709	876	1291*	1102*	1043	594	734	1102*
	(10940)*	(10940)*	(6035)	(8197)	(10940)*	(5668)*	(5668)*	(3131)	(3990)	(5668)*	(3756)*	(3756)*	(2139)	(2659)	(3756)*	(2847)*	(2740)	(1563)	(1931)	(2847)*	(2431)*	(2299)	(1310)	(1618)	(2431)*
0 m (0' - 0")	4088*	4088*	2636	3599	4088*	2488*	2488*	1371	1756	2488*	1712*	1675	926	1159	1712*	1259*	1217	686	852	1259*	968*	968*	616	763	968*
	(9015)*	(9015)*	(5812)	(7936)	(9015)*	(5486)*	(5486)*	(3023)	(3873)	(5486)*	(3775)*	(3694)	(2042)	(2557)	(3775)*	(2775)*	(2684)	(1513)	(1878)	(2775)*	(2134)*	(2134)*	(1359)	(1683)	(2134)*
-1 m (-3' - 3")	3040*	3040*	2663	3040*	3040*	2148*	2148*	1378	1763	2148*	1528*	1528*	919	1153	1528*	-	-	-	-	-	1027*	1027*	697	864	1027*
	(6702)*	(6702)*	(5873)	(6702)*	(6702)*	(4737)*	(4737)*	(3037)	(3888)	(4737)*	(3369)*	(3369)*	(2027)	(2541)	(3369)*	-	-	-	-	-	(2265)*	(2265)*	(1538)	(1906)	(2265)*
-2 m (6' - 7")	2764*	2764*	2528	2764*	2764*	1506*	1506*	1427	1506*	1506*	1003*	1003*	960	1003*	1003*	-	-	-	-	-	869*	869*	869*	869*	869*
	(6094)*	(6094)*	(5575)	(6094)*	(6094)*	(3320)*	(3320)*	(3146)	(3320)*	(3320)*	(2212)*	(2212)*	(2118)	(2212)*	(2212)*	-	-	-	-	-	(1915)*	(1915)*	(1915)*	(1915)*	(1915)*

Tab.3: Lifting force table EW65 – Adjustable boom, short dipper stick, single tires, dozer blade rear, bracket for grabber front

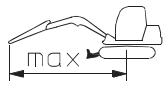
A B	2 m (6'-7")					3 m (9'-10")					4 m (13'-1")					5 m (16' - 5")									
	I	II	III	IV	V	I	II	III	IV	V	I	II	III	IV	V	I	II	III	IV	V	I	II	III	IV	V
4 m (13'-1")	-	-	-	-	-	-	-	-	-	-	1125*	1125*	1125*	1125*	1125*	1079*	1079*	806	977	1079*	1083*	1083*	726	885	1083*
	-	-	-	-	-	-	-	-	-	-	(2480)*	(2480)*	(2480)*	(2480)*	(2480)*	(2380)*	(2380)*	(1777)	(2155)	(2380)*	(2388)*	(2388)*	(1602)	(1950)	(2388)*
3 m (9' - 10")	-	-	-	-	-	1523*	1523*	1523*	1523*	1523*	1255*	1255*	1148	1255*	1255*	1106*	1106*	788	959	1106*	1047*	1047*	614	753	1047*
	-	-	-	-	-	(3358)*	(3358)*	(3358)*	(3358)*	(3358)*	(2767)*	(2767)*	(2532)	(2767)*	(2767)*	(2439)*	(2439)*	(1737)	(2114)	(2439)*	(2310)*	(2310)*	(1355)	(1661)	(2310)*
2 m (6' - 7")	2823*	2823*	2823*	2823*	2823*	2078*	2078*	1622	2030	2078*	1466*	1466*	1060	1302	1466*	1186*	1186*	747	916	1186*	1031*	980	559	690	1031*
	(6225)*	(6225)*	(6225)*	(6225)*	(6225)*	(4582)*	(4582)*	(3576)	V	(4582)*	(3232)*	(3232)*	(2337)	(2871)	(3232)*	(2616)*	(2616)*	(1648)	(2021)	(2616)*	(2272)*	(2161)	(1232)	(1522)	(2272)*
1 m (3' - 3")	4770*	4770*	2738	3721	4770*	2496*	2496*	1438	1830	2496*	1650*	1650*	973	1210	1650*	1259*	1239	704	871	1259*	1020*	960	541	671	1020*
	(10518)*	(10518)*	(6038)	(8206)	(10518)*	(5503)*	(5503)*	(3170)	(4036)	(5503)*	(3639)*	(3639)*	(2145)	(2668)	(3639)*	(2775)*	(2732)	(1553)	(1921)	(2775)*	(2250)*	(2116)	(1192)	(1480)	(2250)*
0 m (0' - 0")	4330*	4330*	2566	3521	4330*	2531*	2531*	1360	1746	2531*	1708*	1667	917	1151	1708*	1265*	1205	674	839	1265*	1006*	995	557	694	1006*
	(9547)*	(9547)*	(5659)	(7764)	(9547)*	(5581)*	(5581)*	(2998)	(3849)	(5581)*	(3765)*	(3676)	(2021)	(2537)	(3765)*	(2788)*	(2658)	(1485)	(1851)	(2788)*	(2219)*	(2194)	(1229)	(1530)	(2219)*
-1 m (-3' - 3")	3538*	3538*	2596	3538*	3538*	2275*	2275*	1350	1735	2275*	1587*	1587*	899	1132	1587*	1128*	1128*	667	833	1128*	971*	971*	621	773	971*
	(7801)*	(7801)*	(5723)	(7801)*	(7801)*	(5017)*	(5017)*	(2977)	(3826)	(5017)*	(3500)*	(3500)*	(1983)	(2496)	(3500)*	(2488)*	(2488)*	(1471)	(1836)	(2488)*	(2141)*	(2141)*	(1369)	(1704)	(2141)*
-2 m (6' - 7")	2509*	2509*	2509*	2509*	2509*	1737*	1737*	1385	1737*	1737*	1207*	1207*	922	1156	1207*	-	-	-	-	-	869*	869*	779	869*	869*
	(5533)*	(5533)*	(5533)*	(5533)*	(5533)*	(3830)*	(3830)*	(3055)	(3830)*	(3830)*	(2661)*	(2661)*	(2033)	(2549)	(2661)*	-	-	-	-	-	(1915)*	(1915)*	(1718)	(1915)*	(1915)*

Tab.4: Lifting force table EW65 – Adjustable boom, long dipper stick, single tires, dozer blade rear, bracket for grabber front




**WACKER
NEUSON**
all it takes!

Lifting force tables EW65

A B	2 m (6'-7")					3 m (9'-10")					4 m (13'-1")					5 m (16' - 5")									
	I	II	III	IV	V	I	II	III	IV	V	I	II	III	IV	V	I	II	III	IV	V	I	II	III	IV	V
4 m (13'-1")	-	-	-	-	-	-	-	-	-	-	1240*	1240*	1195	1240*	1240*	-	-	-	-	-	1190*	1190*	820	986	1190*
	-	-	-	-	-	-	-	-	-	-	(2735)*	(2735)*	(2635)	(2735)*	(2735)*	-	-	-	-	-	(2623)*	(2623)*	(1809)	(2174)	(2623)*
3 m (9' - 10")	-	-	-	-	-	1721*	1721*	1721*	1721*	1721*	1360*	1360*	1141	1360*	1360*	1181*	1181*	788	949	1181*	1141*	1141*	684	826	1141*
	-	-	-	-	-	(3794)*	(3794)*	(3794)*	(3794)*	(3794)*	(2999)*	(2999)*	(2516)	(2999)*	(2999)*	(2603)*	(2603)*	(1738)	(2093)	(2603)*	(2516)*	(2516)*	(1507)	(1821)	(2516)*
2 m (6' - 7")	3234*	3234*	3220	3234*	3234*	2260*	2260*	1588	1974	2260*	1554*	1554*	1057	1286	1554*	1242*	1242*	753	912	1242*	1118*	1084	619	752	1118*
	(7130)*	(7130)*	(7099)	(7130)*	(7130)*	(4984)*	(4984)*	(3503)	(4354)	(4984)*	(3426)*	(3426)*	(2330)	(2835)	(3426)*	(2740)*	(2740)*	(1661)	(2012)	(2740)*	(2465)*	(2390)	(1365)	(1659)	(2465)*
1 m (3' - 3")	4961*	4961*	2761	3710	4961*	2571*	2571*	1433	1806	2571*	1703*	1703*	979	1204	1703*	1291*	1265	716	874	1291*	1102*	1062	600	732	1102*
	(10940)*	(10940)*	(6088)	(8180)	(10940)*	(5668)*	(5668)*	(3159)	(3981)	(5668)*	(3756)*	(3756)*	(2159)	(2654)	(3756)*	(2847)*	(2790)	(1579)	(1926)	(2847)*	(2431)*	(2342)	(1323)	(1614)	(2431)*
0 m (0' - 0")	4088*	4088*	2660	3592	4088*	2488*	2488*	1384	1753	2488*	1712*	1706	935	1157	1712*	1259*	1240	693	850	1259*	968*	968*	623	762	968*
	(9015)*	(9015)*	(5865)	(7920)	(9015)*	(5486)*	(5486)*	(3052)	(3864)	(5486)*	(3775)*	(3761)	(2062)	(2551)	(3775)*	(2775)*	(2734)	(1528)	(1873)	(2775)*	(2134)*	(2134)*	(1373)	(1679)	(2134)*
-1 m (-3' - 3")	3040*	3040*	2687	3040*	3040*	2148*	2148*	1391	1760	2148*	1528*	1528*	928	1150	1528*	-	-	-	-	-	1027*	1027*	704	862	1027*
	(6702)*	(6702)*	(5925)	(6702)*	(6702)*	(4737)*	(4737)*	(3066)	(3880)	(4737)*	(3369)*	(3369)*	(2047)	(2536)	(3369)*	-	-	-	-	-	(2265)*	(2265)*	(1553)	(1901)	(2265)*
-2 m (6' - 7")	2764*	2764*	2552	2764*	2764*	1506*	1506*	1440	1506*	1506*	1003*	1003*	969	1003*	1003*	-	-	-	-	-	869*	869*	869*	869*	869*
	(6094)*	(6094)*	(5627)	(6094)*	(6094)*	(3320)*	(3320)*	(3175)	(3320)*	(3320)*	(2212)*	(2212)*	(2137)	(2212)*	(2212)*	-	-	-	-	-	(1915)*	(1915)*	(1915)*	(1915)*	(1915)*

Tab.5: Lifting force table EW65 – Adjustable boom, short dipper stick, single tires, stabilizers rear, bracket for grabber front

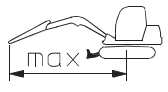
A B	2 m (6'-7")					3 m (9'-10")					4 m (13'-1")					5 m (16' - 5")									
	I	II	III	IV	V	I	II	III	IV	V	I	II	III	IV	V	I	II	III	IV	V	I	II	III	IV	V
4 m (13'-1")	-	-	-	-	-	-	-	-	-	-	1125*	1125*	1125*	1125*	1125*	1079*	1079*	813	975	1079*	1083*	1083*	733	883	1083*
	-	-	-	-	-	-	-	-	-	-	(2480)*	(2480)*	(2480)*	(2480)*	(2480)*	(2380)*	(2380)*	(1792)	(2151)	(2380)*	(2388)*	(2388)*	(1616)	(1946)	(2388)*
3 m (9' - 10")	-	-	-	-	-	1523*	1523*	1523*	1523*	1523*	1255*	1255*	1157	1255*	1255*	1106*	1106*	795	957	1106*	1047*	1047*	620	752	1047*
	-	-	-	-	-	(3358)*	(3358)*	(3358)*	(3358)*	(3358)*	(2767)*	(2767)*	(2552)	(2767)*	(2767)*	(2439)*	(2439)*	(1753)	(2109)	(2439)*	(2310)*	(2310)*	(1368)	(1658)	(2310)*
2 m (6' - 7")	2823*	2823*	2823*	2823*	2823*	2078*	2078*	1635	2026	2078*	1466*	1466*	1069	1299	1466*	1186*	1186*	754	914	1186*	1031*	998	564	688	1031*
	(6225)*	(6225)*	(6225)*	(6225)*	(6225)*	(4582)*	(4582)*	(3605)	V	(4582)*	(3232)*	(3232)*	(2357)	(2865)	(3232)*	(2616)*	(2616)*	(1663)	(2016)	(2616)*	(2272)*	(2201)	(1245)	(1518)	(2272)*
1 m (3' - 3")	4770*	4770*	2762	3714	4770*	2496*	2496*	1451	1827	2496*	1650*	1650*	982	1207	1650*	1259*	1259*	711	869	1259*	1020*	978	546	670	1020*
	(10518)*	(10518)*	(6090)	(8189)	(10518)*	(5503)*	(5503)*	(3199)	(4028)	(5503)*	(3639)*	(3639)*	(2165)	(2662)	(3639)*	(2775)*	(2775)*	(1568)	(1917)	(2775)*	(2250)*	(2156)	(1205)	(1476)	(2250)*
0 m (0' - 0")	4330*	4330*	2590	3514	4330*	2531*	2531*	1373	1742	2531*	1708*	1698	926	1148	1708*	1265*	1228	681	837	1265*	1006*	1006*	563	692	1006*
	(9547)*	(9547)*	(5711)	(7747)	(9547)*	(5581)*	(5581)*	(3027)	(3841)	(5581)*	(3765)*	(3743)	(2041)	(2532)	(3765)*	(2788)*	(2708)	(1501)	(1846)	(2788)*	(2219)*	(2219)*	(1242)	(1526)	(2219)*
-1 m (-3' - 3")	3538*	3538*	2619	3538*	3538*	2275*	2275*	1363	1731	2275*	1587*	1587*	908	1130	1587*	1128*	1128*	674	831	1128*	971*	971*	627	771	971*
	(7801)*	(7801)*	(5776)	(7801)*	(7801)*	(5017)*	(5017)*	(3005)	(3817)	(5017)*	(3500)*	(3500)*	(2003)	(2491)	(3500)*	(2488)*	(2488)*	(1487)	(1832)	(2488)*	(2141)*	(2141)*	(1383)	(1700)	(2141)*
-2 m (6' - 7")	2509*	2509*	2509*	2509*	2509*	1737*	1737*	1399	1737*	1737*	1207*	1207*	931	1154	1207*	-	-	-	-	-	869*	869*	787	869*	869*
	(5533)*	(5533)*	(5533)*	(5533)*	(5533)*	(3830)*	(3830)*	(3084)	(3830)*	(3830)*	(2661)*	(2661)*	(2053)	(2544)	(2661)*	-	-	-	-	-	(915)*	(1915)*	(1734)	(1915)*	(1915)*

Tab.6: Lifting force table EW65 – Adjustable boom, long dipper stick, single tires, stabilizers rear bracket for grabber front




**WACKER
NEUSON**
all it takes!

Lifting force tables EW65

A B	2 m (6'-7")					3 m (9'-10")					4 m (13'-1")					5 m (16' - 5")									
	I	II	III	IV	V	I	II	III	IV	V	I	II	III	IV	V	I	II	III	IV	V	I	II	III	IV	V
4 m (13'-1")	-	-	-	-	-	-	-	-	-	-	1240*	1240*	1240*	1240*	1240*	-	-	-	-	-	1190*	1190*	892	1190*	1190*
3 m (9' - 10")	-	-	-	-	-	1721*	1721*	1721*	1721*	1721*	1360*	1360*	1233	1360*	1360*	1181*	1181*	859	1181*	1181*	1141*	1117	748	1066	1141*
2 m (6' - 7")	3234*	3234*	3234*	3234*	3234*	2260*	2260*	1722	2260*	2260*	1554*	1554*	1149	1554*	1554*	1242*	1238	823	1176	1242*	1118*	1025	681	981	1118*
1 m (3' - 3")	4961*	4961*	3003	4726	4961*	2571*	2571*	1566	2326	2571*	1703*	1664	1071	1553	1703*	1291*	1197	786	1137	1291*	1102*	1004	661	960	1102*
0 m (0' - 0")	4088*	4088*	2902	4088*	4088*	2488*	2488*	1518	2273	2488*	1712*	1614	1027	1507	1712*	1259*	1172	763	1113	1259*	968*	968*	686	968*	968*
-1 m (-3' - 3")	3040*	3040*	2929	3040*	3040*	2148*	2148*	1524	2148*	2148*	1528*	1528*	1021	1500	1528*	-	-	-	-	-	1027*	1027*	775	1027*	1027*
-2 m (6' - 7")	2764*	2764*	2764*	2764*	2764*	1506*	1506*	1506*	1506*	1506*	1003*	1003*	1003*	1003*	1003*	-	-	-	-	-	869*	869*	869*	869*	869*

Tab.7: Lifting force table EW65 – Adjustable boom, short dipper stick, single tires, stabilizers rear, parallel blade front

A B	2 m (6'-7")					3 m (9'-10")					4 m (13'-1")					5 m (16' - 5")									
	I	II	III	IV	V	I	II	III	IV	V	I	II	III	IV	V	I	II	III	IV	V	I	II	III	IV	V
4 m (13'-1")	-	-	-	-	-	-	-	-	-	-	1125*	1125*	1125*	1125*	1125*	1079*	1079*	883	1079*	1079*	1083*	1083*	799	1083*	1083*
3 m (9' - 10")	-	-	-	-	-	1523*	1523*	1523*	1523*	1523*	1255*	1255*	1249	1255*	1255*	1106*	1106*	865	1106*	1106*	1047*	1021	681	976	1047*
2 m (6' - 7")	2823*	2823*	2823*	2823*	2823*	2078*	2078*	1768	2078*	2078*	1466*	1466*	1161	1466*	1466*	1186*	1186*	825	1178	1186*	1031*	943	622	903	1031*
1 m (3' - 3")	4770*	4770*	3004	4730	4770*	2496*	2496*	1584	2347	2496*	1650*	1650*	1074	1557	1650*	1259*	1193	781	1133	1259*	1020*	923	604	884	1020*
0 m (0' - 0")	4330*	4330*	2833	4330*	4330*	2531*	2511	1506	2262	2531*	1708*	1606	1018	1498	1708*	1265*	1160	751	1101	1265*	1006*	957	623	915	1006*
-1 m (-3' - 3")	3538*	3538*	2862	3538*	3538*	2275*	2275*	1496	2251	2275*	1587*	1586	1000	1479	1587*	1128*	1128*	744	1094	1128*	971*	971*	693	971*	971*
-2 m (6' - 7")	2509*	2509*	2509*	2509*	2509*	1737*	1737*	1532	1737*	1737*	1207*	1207*	1023	1207*	1207*	-	-	-	-	-	869*	869*	864	869*	869*

Tab.8: Lifting force table EW65 – Adjustable boom, long dipper stick, single tires, stabilizers rear, parallel blade front



**WACKER
NEUSON**
all it takes!

Lifting force tables EW65

A B	2 m (6'-7")					3 m (9'-10")					4 m (13'-1")					5 m (16' - 5")									
	I	II	III	IV	V	I	II	III	IV	V	I	II	III	IV	V	I	II	III	IV	V	I	II	III	IV	V
4 m (13'-1")	-	-	-	-	-	-	-	-	-	-	1240*	1240*	1210	1240*	1240*	-	-	-	-	-	1190*	1190*	832	970	1190*
											(2735)*	(2735)*	(2669)	(2735)*	(2735)*						(2623)*	(2623)*	(1835)	(2139)	(2623)*
3 m (9' - 10")	-	-	-	-	-	1721*	1721*	1721*	1721*	1721*	1360*	1360*	1157	1355	1360*	1181*	1181*	800	934	1181*	1141*	1141*	694	812	1141*
						(3794)*	(3794)*	(3794)*	(3794)*	(3794)*	(2999)*	(2999)*	(2550)	(2987)	(2999)*	(2603)*	(2603)*	(1764)	(2059)	(2603)*	(2516)*	(2516)*	(1531)	(1791)	(2516)*
2 m (6' - 7")	3234*	3234*	3234*	3234*	3234*	2260*	2260*	1611	1944	2260*	1554*	1554*	1072	1266	1554*	1242*	1242*	765	897	1242*	1118*	1118*	630	739	1118*
	(7130)*	(7130)*	(7130)*	(7130)*	(7130)*	(4984)*	(4984)*	(3552)	(4287)	(4984)*	(3426)*	(3426)*	(2364)	(2790)	(3426)*	(2740)*	(2740)*	(1687)	(1978)	(2740)*	(2465)*	(2465)*	(1388)	(1630)	(2465)*
1 m (3' - 3")	4961*	4961*	2802	3651	4961*	2571*	2571*	1455	1775	2571*	1703*	1703*	995	1183	1703*	1291*	1291*	728	858	1291*	1102*	1102*	610	719	1102*
	(10940)*	(10940)*	(6178)	(8050)	(10940)*	(5668)*	(5668)*	(3209)	(3915)	(5668)*	(3756)*	(3756)*	(2193)	(2609)	(3756)*	(2847)*	(2847)*	(1605)	(1893)	(2847)*	(2431)*	(2431)*	(1346)	(1585)	(2431)*
0 m (0' - 0")	4088*	4088*	2700	3533	4088*	2488*	2488*	1406	1722	2488*	1712*	1712*	950	1137	1712*	1259*	1259*	705	834	1259*	968*	968*	633	748	968*
	(9015)*	(9015)*	(5954)	(7790)	(9015)*	(5486)*	(5486)*	(3101)	(3798)	(5486)*	(3775)*	(3775)*	(2096)	(2506)	(3775)*	(2775)*	(2775)*	(1554)	(1840)	(2775)*	(2134)*	(2134)*	(1396)	(1649)	(2134)*
-1 m (-3' - 3")	3040*	3040*	2728	3040*	3040*	2148*	2148*	1413	1730	2148*	1528*	1528*	944	1130	1528*	-	-	-	-	-	1027*	1027*	716	847	1027*
	(6702)*	(6702)*	(6015)	(6702)*	(6702)*	(4737)*	(4737)*	(3116)	(3814)	(4737)*	(3369)*	(3369)*	(2081)	(2491)	(3369)*	-	-	-	-	-	(2265)*	(2265)*	(1579)	(1868)	(2265)*
-2 m (6' - 7")	2764*	2764*	2593	2764*	2764*	1506*	1506*	1462	1506*	1506*	1003*	1003*	985	1003*	1003*	-	-	-	-	-	869*	869*	869*	869*	869*
	(6094)*	(6094)*	(5717)	(6094)*	(6094)*	(3320)*	(3320)*	(3224)	(3320)*	(3320)*	(2212)*	(2212)*	(2172)	(2212)*	(2212)*	-	-	-	-	-	(1915)*	(1915)*	(1915)*	(1915)*	(1915)*

Tab.9: Lifting force table EW65 – Adjustable boom, short dipper stick, single tires, bracket for grabber front, parallel blade rear

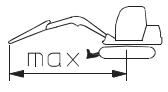
A B	2 m (6'-7")					3 m (9'-10")					4 m (13'-1")					5 m (16' - 5")									
	I	II	III	IV	V	I	II	III	IV	V	I	II	III	IV	V	I	II	III	IV	V	I	II	III	IV	V
4 m (13'-1")	-	-	-	-	-	-	-	-	-	-	1125*	1125*	1125*	1125*	1125*	1079*	1079*	825	960	1079*	1083*	1083*	744	868	1083*
											(2480)*	(2480)*	(2480)*	(2480)*	(2480)*	(2380)*	(2380)*	(1818)	(2117)	(2380)*	(2388)*	(2388)*	(1641)	(1915)	(2388)*
3 m (9' - 10")	-	-	-	-	-	1523*	1523*	1523*	1523*	1523*	1255*	1255*	1173	1255*	1255*	1106*	1106*	807	941	1106*	1047*	1047*	630	739	1047*
						(3358)*	(3358)*	(3358)*	(3358)*	(3358)*	(2767)*	(2767)*	(2586)	(2767)*	(2767)*	(2439)*	(2439)*	(1779)	(2076)	(2439)*	(2310)*	(2310)*	(1390)	(1629)	(2310)*
2 m (6' - 7")	2823*	2823*	2823*	2823*	2823*	2078*	2078*	1657	1996	2078*	1466*	1466*	1084	1279	1466*	1186*	1186*	766	899	1186*	1031*	1031*	574	676	1031*
	(6225)*	(6225)*	(6225)*	(6225)*	(6225)*	(4582)*	(4582)*	(3655)	V	(4582)*	(3232)*	(3232)*	(2391)	(2820)	(3232)*	(2616)*	(2616)*	(1689)	(1983)	(2616)*	(2272)*	(2272)*	(1266)	(1491)	(2272)*
1 m (3' - 3")	4770*	4770*	2803	3655	4770*	2496*	2496*	1473	1796	2496*	1650*	1650*	997	1187	1650*	1259*	1259*	723	854	1259*	1020*	1019	556	657	1020*
	(6225)*	(6225)*	(6225)*	(6225)*	(6225)*	(4582)*	(4582)*	(3655)	V	(4582)*	(3232)*	(3232)*	(2391)	(2820)	(3232)*	(2616)*	(2616)*	(1689)	(1983)	(2616)*	(2272)*	(2272)*	(1266)	(1491)	(2272)*
0 m (0' - 0")	4330*	4330*	2631	3455	4330*	2531*	2531*	1395	1712	2531*	1708*	1708*	941	1128	1708*	1265*	1265*	692	822	1265*	1006*	1006*	573	679	1006*
	(9547)*	(9547)*	(5801)	(7618)	(9547)*	(5581)*	(5581)*	(3076)	(3774)	(5581)*	(3765)*	(3765)*	(2075)	(2487)	(3765)*	(2788)*	(2788)*	(1527)	(1813)	(2788)*	(2219)*	(2219)*	(1264)	(1497)	(2219)*
-1 m (-3' - 3")	3538*	3538*	2660	3489	3538*	2275*	2275*	1385	1701	2275*	1587*	1587*	924	1109	1587*	1128*	1128*	686	816	1128*	971*	971*	638	757	971*
	(7801)*	(7801)*	(5866)	(7693)	(7801)*	(5017)*	(5017)*	(3055)	(3751)	(5017)*	(3500)*	(3500)*	(2037)	(2446)	(3500)*	(2488)*	(2488)*	(1513)	(1798)	(2488)*	(2141)*	(2141)*	(1408)	(1669)	(2141)*
-2 m (6' - 7")	2509*	2509*	2509*	2509*	2509*	1737*	1737*	1421	1737*	1737*	1207*	1207*	946	1133	1207*	-	-	-	-	-	869*	869*	800	869*	869*
	(5533)*	(5533)*	(5533)*	(5533)*	(5533)*	(3830)*	(3830)*	(3133)	(3830)*	(3830)*	(2661)*	(2661)*	(2087)	(2499)	(2661)*	-	-	-	-	-	(1915)*	(1915)*	(1763)	(1915)*	(1915)*

Tab.10: Lifting force table EW65 – Adjustable boom, long dipper stick, single tires, bracket for grabber front, parallel blade rear




**WACKER
NEUSON**
all it takes!

Lifting force tables EW65

A B	2 m (6'-7")					3 m (9'-10")					4 m (13'-1")					5 m (16' - 5")									
	I	II	III	IV	V	I	II	III	IV	V	I	II	III	IV	V	I	II	III	IV	V	I	II	III	IV	V
4 m (13'-1")	-	-	-	-	-	-	-	-	-	-	1240*	1240*	1226	1240*	1240*	-	-	-	-	-	1190*	1139	844	1190*	1190*
											(2735)*	(2735)*	(2703)	(2735)*	(2735)*						(2623)*	(2512)	(1862)	(2623)*	(2623)*
3 m (9' - 10")	-	-	-	-	-	1721*	1721*	1721*	1721*	1721*	1360*	1360*	1172	1360*	1360*	1181*	1098	812	1181*	1181*	1141*	955	705	1101	1101
						(3794)*	(3794)*	(3794)*	(3794)*	(3794)*	(2999)*	(2999)*	(2584)	(2999)*	(2999)*	(2603)*	(2420)	(1790)	(2603)*	(2603)*	(2516)*	(2105)	(1555)	(2427)	(2427)
2 m (6' - 7")	3234*	3234*	3234*	3234*	3234*	2260*	2260*	1633	2260*	2260*	1554*	1510	1088	1554*	1554*	1242*	1059	777	1214	1214	1118*	871	640	1014	1014
	(7130)*	(7130)*	(7130)*	(7130)*	(7130)*	(4984)*	(4984)*	(3601)	(4984)*	(4984)*	(3426)*	(3329)	(2398)	(3426)*	(3426)*	(2740)*	(2335)	(1713)	(2677)	(2677)	(2465)*	(1921)	(1411)	(2235)	(2235)
1 m (3' - 3")	4961*	4961*	2842	4873	4873	2571*	2207	1478	2402	2402	1703*	1422	1010	1604	1604	1291*	1018	740	1175	1175	1102*	850	620	993	993
	(10940)*	(10940)*	(6267)	(10746)	(10746)	(5668)*	(4866)	(3258)	(5295)	(5295)	(3756)*	(3135)	(2227)	(3537)	(3537)	(2847)*	(2245)	(1631)	(2591)	(2591)	(2431)*	(1874)	(1368)	(2189)	(2189)
0 m (0' - 0")	4088*	4088*	2741	4088*	4088*	2488*	2148	1429	2349	2349	1712*	1372	966	1557	1557	1259*	993	717	1151	1151	968*	886	644	968*	968*
	(9015)*	(9015)*	(6044)	(9015)*	(9015)*	(5486)*	(4736)	(3151)	(5178)	(5178)	(3775)*	(3025)	(2130)	(3434)	(3434)	(2775)*	(2189)	(1580)	(2539)	(2539)	(2134)*	(1954)	(1420)	(2134)*	(2134)*
-1 m (-3' - 3")	3040*	3040*	2768	3040*	3040*	2148*	2148*	1435	2148*	2148*	1528*	1364	959	1528*	1528*	-	-	-	-	-	1027*	1007	728	1027*	1027*
	(6702)*	(6702)*	(6104)	(6702)*	(6702)*	(4737)*	(4737)*	(3165)	(4737)*	(4737)*	(3369)*	(3009)	(2115)	(3369)*	(3369)*	-	-	-	-	-	(2265)*	(2220)	(1605)	(2265)*	(2265)*
-2 m (6' - 7")	2764*	2764*	2633	2764*	2764*	1506*	1506*	1485	1506*	1506*	1003*	1003*	1000	1003*	1003*	-	-	-	-	-	869*	869*	869*	869*	869*
	(6094)*	(6094)*	(5807)	(6094)*	(6094)*	(3320)*	(3320)*	(3273)	(3320)*	(3320)*	(2212)*	(2212)*	(2206)	(2212)*	(2212)*	-	-	-	-	-	(1915)*	(1915)*	(1915)*	(1915)*	(1915)*

Tab.11: Lifting force table EW65 – Adjustable boom, short dipper stick, single tires, parallel blade front

A B	2 m (6'-7")					3 m (9'-10")					4 m (13'-1")					5 m (16' - 5")									
	I	II	III	IV	V	I	II	III	IV	V	I	II	III	IV	V	I	II	III	IV	V	I	II	III	IV	V
4 m (13'-1")	-	-	-	-	-	-	-	-	-	-	1125*	1125*	1125*	1125*	1125*	1079*	1079*	836	1079*	1079*	1083*	1019	755	1083*	1083*
											(2480)*	(2480)*	(2480)*	(2480)*	(2480)*	(2380)*	(2380)*	(1844)	(2380)*	(2380)*	(2388)*	(2248)	(1665)	(2388)*	(2388)*
3 m (9' - 10")	-	-	-	-	-	1523*	1523*	1523*	1523*	1523*	1255*	1255*	1188	1255*	1255*	1106*	1106	818	1106*	1106*	1047*	869	640	1009	1009
						(3358)*	(3358)*	(3358)*	(3358)*	(3358)*	(2767)*	(2767)*	(2620)	(2767)*	(2767)*	(2439)*	(2439)	(1805)	(2439)*	(2439)*	(2310)*	(1917)	(1412)	(2225)	(2225)
2 m (6' - 7")	2823*	2823*	2823*	2823*	2823*	2078*	2078*	1680	2078*	2078*	1466*	1466*	1100	1466*	1466*	1186*	1062	778	1186*	1186*	1031*	798	584	935	935
	(6225)*	(6225)*	(6225)*	(6225)*	(6225)*	(4582)*	(4582)*	(3704)	V*	(4582)*	(3232)*	(3232)*	(2425)	(3232)*	(3232)*	(2616)*	(2341)	(1715)	(2616)*	(2616)*	(2272)*	(1760)	(1288)	(2061)	(2061)
1 m (3' - 3")	4770*	4770*	2843	4770*	4770*	2496*	2232	1496	2423	2423	1650*	1427	1013	1608	1608	1259*	1014	735	1171	1171	1020*	778	566	915	915
	(10518)*	(10518)*	(6270)	(10518)*	(10518)*	(5503)*	(4921)	(3298)	(5342)	(5342)	(3639)*	(3147)	(2233)	(3546)	(3546)	(2775)*	(2237)	(1620)	(2582)	(2582)	(2250)*	(1716)	(1248)	(2018)	(2018)
0 m (0' - 0")	4330*	4330*	2672	4330*	4330*	2531*	2138	1418	2338	2338	1708*	1364	957	1549	1549	1265*	981	704	1139	1139	1006*	806	583	948	948
	(9547)*	(9547)*	(5891)	(9547)*	(9547)*	(5581)*	(4714)	(3126)	(5155)	(5155)	(3765)*	(3007)	(2110)	(3415)	(3415)	(2788)*	(2163)	(1553)	(2512)	(2512)	(2219)*	(1778)	(1287)	(2090)	(2090)
-1 m (-3' - 3")	3538*	3538*	2701	3538*	3538*	2275*	2126	1408	2275*	2275*	1587*	1344	939	1530	1530	1128*	974	698	1128*	1128*	971*	900	649	971*	971*
	(7801)*	(7801)*	(5955)	(7801)*	(7801)*	(5017)*	(4688)	(3104)	(5017)*	(5017)*	(3500)*	(2963)	(2071)	(3374)	(3374)	(2488)*	(2147)	(1539)	(2488)*	(2488)*	(2141)*	(1986)	(1432)	(2141)*	(2141)*
-2 m (6' - 7")	2509*	2509*	2509*	2509*	2509*	1737*	1737*	1443	1737*	1737*	1207*	1207*	962	1207*	1207*	-	-	-	-	-	869*	869*	813	869*	869*
	(5533)*	(5533)*	(5533)*	(5533)*	(5533)*	(3830)*	(3830)*	(3183)	(3830)*	(3830)*	(2661)*	(2661)*	(2121)	(2661)*	(2661)*	-	-	-	-	-	(1915)*	(1915)*	(1792)	(1915)*	(1915)*

Tab.12: Lifting force table EW65 – Adjustable boom, long dipper stick, single tires, parallel blade front



**WACKER
NEUSON**
all it takes!

Lifting force tables EW65

A B	2 m (6'-7")					3 m (9'-10")					4 m (13'-1")					5 m (16' - 5")									
	I	II	III	IV	V	I	II	III	IV	V	I	II	III	IV	V	I	II	III	IV	V	I	II	III	IV	V
4 m (13'-1")	-	-	-	-	-	-	-	-	-	-	1240*	1240*	1202	1240*	1240*	-	-	-	-	-	1190*	1158	826	1190*	1190*
											(2735)*	(2735)*	(2650)	(2735)*	(2735)*						(2623)*	(2554)	(1821)	(2623)*	(2623)*
3 m (9' - 10")	-	-	-	-	-	1721*	1721*	1721*	1721*	1721*	1360*	1360*	1148	1360*	1360*	1181*	1116	794	1181*	1181*	1141*	971	688	1037	1037
						(3794)*	(3794)*	(3794)*	(3794)*	(3794)*	(2999)*	(2999)*	(2531)	(2999)*	(2999)*	(2603)*	(2461)	(1750)	(2603)*	(2603)*	(2516)*	(2142)	(1518)	(2287)	(2287)
2 m (6' - 7")	3234*	3234*	3234*	3234*	3234*	2260*	2260*	1599	2260*	2260*	1554*	1535	1064	1554*	1554*	1242*	1077	758	1145	1145	1118*	887	624	954	954
	(7130)*	(7130)*	(7130)*	(7130)*	(7130)*	(4984)*	(4984)*	(3525)	(4984)*	(4984)*	(3426)*	(3384)	(2346)	(3426)*	(3426)*	(2740)*	(2376)	(1672)	(2524)	(2524)	(2465)*	(1956)	(1376)	(2103)	(2103)
1 m (3' - 3")	4961*	4961*	2779	4605	4605	2571*	2245	1443	2264	2264	1703*	1447	986	1512	1512	1291*	1037	721	1106	1106	1102*	866	605	933	933
	(10940)*	(10940)*	(6128)	(10155)	(10155)	(5668)*	(4951)	(3182)	(4993)	(4993)	(3756)*	(3190)	(2174)	(3334)	(3334)	(2847)*	(2286)	(1590)	(2438)	(2438)	(2431)*	(1909)	(1333)	(2057)	(2057)
0 m (0' - 0")	4088*	4088*	2678	4088*	4088*	2488*	2187	1394	2211	2211	1712*	1397	942	1465	1465	1259*	1011	698	1082	1082	968*	903	627	968*	968*
	(9015)*	(9015)*	(5905)	(9015)*	(9015)*	(5486)*	(4822)	(3074)	(4876)	(4876)	(3775)*	(3080)	(2077)	(3231)	(3231)	(2775)*	(2230)	(1540)	(2385)	(2385)	(2134)*	(1991)	(1383)	(2134)*	(2134)*
-1 m (-3' - 3")	3040*	3040*	2705	3040*	3040*	2148*	2148*	1401	2148*	2148*	1528*	1390	935	1458	1458	-	-	-	-	-	1027*	1026	710	1027*	1027*
	(6702)*	(6702)*	(5965)	(6702)*	(6702)*	(4737)*	(4737)*	(3088)	(4737)*	(4737)*	(3369)*	(3064)	(2062)	(3216)	(3216)	-	-	-	-	-	(2265)*	(2261)	(1565)	(2265)*	(2265)*
-2 m (6' - 7")	2764*	2764*	2570	2764*	2764*	1506*	1506*	1450	1506*	1506*	1003*	1003*	976	1003*	1003*	-	-	-	-	-	869*	869*	869*	869*	869*
	(6094)*	(6094)*	(5667)	(6094)*	(6094)*	(3320)*	(3320)*	(3197)	(3320)*	(3320)*	(2212)*	(2212)*	(2153)	(2212)*	(2212)*	-	-	-	-	-	(1915)*	(1915)*	(1915)*	(1915)*	(1915)*

Tab.13: Lifting force table EW65 – Adjustable boom, long dipper stick, single tires, dozer blade front

A B	2 m (6'-7")					3 m (9'-10")					4 m (13'-1")					5 m (16' - 5")									
	I	II	III	IV	V	I	II	III	IV	V	I	II	III	IV	V	I	II	III	IV	V	I	II	III	IV	V
4 m (13'-1")	-	-	-	-	-	-	-	-	-	-	1125*	1125*	1125*	1125*	1125*	1079*	1079*	818	1079*	1079*	1083*	1037	738	1083*	1083*
											(2480)*	(2480)*	(2480)*	(2480)*	(2480)*	(2380)*	(2380)*	(1804)	(2380)*	(2380)*	(2388)*	(2286)	(1627)	(2388)*	(2388)*
3 m (9' - 10")	-	-	-	-	-	1523*	1523*	1523*	1523*	1523*	1255*	1255*	1164	1255*	1255*	1106*	1106*	800	1106*	1106*	1047*	885	625	950	950
						(3358)*	(3358)*	(3358)*	(3358)*	(3358)*	(2767)*	(2767)*	(2567)	(2767)*	(2767)*	(2439)*	(2439)*	(1764)	(2439)*	(2439)*	(2310)*	(1952)	(1378)	(2094)	(2094)
2 m (6' - 7")	2823*	2823*	2823*	2823*	2823*	2078*	2078*	1645	2078*	2078*	1466*	1466*	1076	1466*	1466*	1186*	1080	760	1147	1147	1031*	813	569	878	878
	(6225)*	(6225)*	(6225)*	(6225)*	(6225)*	(4582)*	(4582)*	(3627)	V*	(4582)*	(3232)*	(3232)*	(2372)	(3232)*	(3232)*	(2616)*	(2382)	(1675)	(2528)	(2528)	(2272)*	(1793)	(1254)	(1936)	(1936)
1 m (3' - 3")	4770*	4770*	2780	4610	4610	2496*	2271	1461	2285	2285	1650*	1452	989	1516	1516	1259*	1033	716	1101	1101	1020*	793	551	859	859
	(10518)*	(10518)*	(6130)	(10164)	(10164)	(5503)*	(5007)	(3221)	(5039)	(5039)	(3639)*	(3202)	(2180)	(3342)	(3342)	(2775)*	(2278)	(1580)	(2429)	(2429)	(2250)*	(1749)	(1214)	(1894)	(1894)
0 m (0' - 0")	4330*	4330*	2608	4330*	4330*	2531*	2177	1383	2200	2200	1708*	1389	933	1456	1456	1265*	999	686	1070	1070	1006*	822	568	889	889
	(9547)*	(9547)*	(5751)	(9547)*	(9547)*	(5581)*	(4799)	(3049)	(4852)	(4852)	(3765)*	(3062)	(2057)	(3212)	(3212)	(2788)*	(2204)	(1512)	(2358)	(2358)	(2219)*	(1812)	(1252)	(1960)	(1960)
-1 m (-3' - 3")	3538*	3538*	2638	3538*	3538*	2275*	2165	1373	2190	2190	1587*	1369	915	1438	1438	1128*	992	679	1063	1063	971*	918	632	971*	971*
	(7801)*	(7801)*	(5816)	(7801)*	(7801)*	(5017)*	(4774)	(3027)	(4829)	(4829)	(3500)*	(3018)	(2018)	(3171)	(3171)	(2488)*	(2188)	(1498)	(2344)	(2344)	(2141)*	(2023)	(1394)	(2141)*	(2141)*
-2 m (6' - 7")	2509*	2509*	2509*	2509*	2509*	1737*	1737*	1409	1737*	1737*	1207*	1207*	938	1207*	1207*	-	-	-	-	-	869*	869*	792	869*	869*
	(5533)*	(5533)*	(5533)*	(5533)*	(5533)*	(3830)*	(3830)*	(3106)	(3830)*	(3830)*	(2661)*	(2661)*	(2068)	(2661)*	(2661)*	-	-	-	-	-	(1915)*	(1915)*	(1747)	(1915)*	(1915)*


Tab.14: Lifting force table EW65 – Adjustable boom, long dipper stick, single tires, dozer blade front




**WACKER
NEUSON**

all it takes!

Lifting force tables EW65

A B	2 m (6'-7")					3 m (9'-10")					4 m (13'-1")					5 m (16' - 5")									
	I	II	III	IV	V	I	II	III	IV	V	I	II	III	IV	V	I	II	III	IV	V	I	II	III	IV	V
4 m (13'-1")	-	-	-	-	-	-	-	-	-	-	1240*	1240*	1240*	1240*	1240*	-	-	-	-	-	1190*	1190*	989	1190*	1190*
											(2735)*	(2735)*	(2735)*	(2735)*	(2735)*						(2623)*	(2623)*	(2182)	(2623)*	(2623)*
3 m (9' - 10")	-	-	-	-	-	1721*	1721*	1721*	1721*	1721*	1360*	1360*	1360*	1360*	1360*	1181*	1181*	954	1181*	1181*	1141*	1141*	834	1046	1141*
						(3794)*	(3794)*	(3794)*	(3794)*	(3794)*	(2999)*	(2999)*	(2999)*	(2999)*	(2999)*	(2603)*	(2603)*	(2103)	(2603)*	(2603)*	(2516)*	(2516)*	(1839)	(2306)	(2516)*
2 m (6' - 7")	3234*	3234*	3234*	3234*	3234*	2260*	2260*	1921	2260*	2260*	1554*	1554*	1278	1554*	1554*	1242*	1242*	918	1154	1242*	1118*	1118*	762	962	1118*
	(7130)*	(7130)*	(7130)*	(7130)*	(7130)*	(4984)*	(4984)*	(4235)	(4984)*	(4984)*	(3426)*	(3426)*	(2818)	(3426)*	(3426)*	(2740)*	(2740)*	(2025)	(2545)	(2740)*	(2465)*	(2465)*	(1680)	(2120)	(2465)*
1 m (3' - 3")	4961*	4961*	3414	4641	4961*	2571*	2571*	1762	2283	2571*	1703*	1703*	1199	1524	1703*	1291*	1291*	881	1115	1291*	1102*	1102*	742	941	1102*
	(10940)*	(10940)*	(7528)	(10234)	(10940)*	(5668)*	(5668)*	(3885)	(5033)	(5668)*	(3756)*	(3756)*	(2644)	(3361)	(3756)*	(2847)*	(2847)*	(1942)	(2459)	(2847)*	(2431)*	(2431)*	(1636)	(2075)	(2431)*
0 m (0' - 0")	4088*	4088*	3309	4088*	4088*	2488*	2488*	1712	2230	2488*	1712*	1712*	1154	1478	1712*	1259*	1259*	858	1091	1259*	968*	968*	771	968*	968*
	(9015)*	(9015)*	(7297)	(9015)*	(9015)*	(5486)*	(5486)*	(3776)	(4916)	(5486)*	(3775)*	(3775)*	(2545)	(3258)	(3775)*	(2775)*	(2775)*	(1891)	(2406)	(2775)*	(2134)*	(2134)*	(1701)	(2134)*	(2134)*
-1 m (-3' - 3")	3040*	3040*	3040*	3040*	3040*	2148*	2148*	1719	2148*	2148*	1528*	1528*	1148	1471	1528*	-	-	-	-	-	1027*	1027*	870	1027*	1027*
	(6702)*	(6702)*	(6702)*	(6702)*	(6702)*	(4737)*	(4737)*	(3790)	(4737)*	(4737)*	(3369)*	(3369)*	(2531)	(3243)	(3369)*	-	-	-	-	-	(2265)*	(2265)*	(1918)	(2265)*	(2265)*
-2 m (6' - 7")	2764*	2764*	2764*	2764*	2764*	1506*	1506*	1506*	1506*	1506*	1003*	1003*	1003*	1003*	1003*	-	-	-	-	-	869*	869*	869*	869*	869*
	(6094)*	(6094)*	(6094)*	(6094)*	(6094)*	(3320)*	(3320)*	(3320)*	(3320)*	(3320)*	(2212)*	(2212)*	(2212)*	(2212)*	(2212)*	-	-	-	-	-	(1915)*	(1915)*	(1915)*	(1915)*	(1915)*

Tab.15: Lifting force table EW65 – Adjustable boom, short dipper stick, twin tires, stabilizers front, parallel blade rear

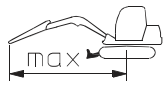
A B	2 m (6'-7")					3 m (9'-10")					4 m (13'-1")					5 m (16' - 5")									
	I	II	III	IV	V	I	II	III	IV	V	I	II	III	IV	V	I	II	III	IV	V	I	II	III	IV	V
4 m (13'-1")	-	-	-	-	-	-	-	-	-	-	1125*	1125*	1125*	1125*	1125*	1079*	1079*	979	1079*	1079*	1083*	1083*	889	1083*	1083*
											(2480)*	(2480)*	(2480)*	(2480)*	(2480)*	(2380)*	(2380)*	(2158)	(2380)*	(2380)*	(2388)*	(2388)*	(1959)	(2388)*	(2388)*
3 m (9' - 10")	-	-	-	-	-	1523*	1523*	1523*	1523*	1523*	1255*	1255*	1255*	1255*	1255*	1106*	1106*	961	1106*	1106*	1047*	1047*	761	958	1047*
						(3358)*	(3358)*	(3358)*	(3358)*	(3358)*	(2767)*	(2767)*	(2767)*	(2767)*	(2767)*	(2439)*	(2439)*	(2118)	(2439)*	(2439)*	(2310)*	(2310)*	(1678)	(2112)	(2310)*
2 m (6' - 7")	2823*	2823*	2823*	2823*	2823*	2078*	2078*	1968	2078*	2078*	1466*	1466*	1290	1466*	1466*	1186*	1186*	920	1156	1186*	1031*	1031*	699	886	1031*
	(6225)*	(6225)*	(6225)*	(6225)*	(6225)*	(4582)*	(4582)*	(4340)	V*	(4582)*	(3232)*	(3232)*	(2845)	(3232)*	(3232)*	(2616)*	(2616)*	(2028)	(2549)	(2616)*	(2272)*	(2272)*	(1541)	(1953)	(2272)*
1 m (3' - 3")	4770*	4770*	3416	4645	4770*	2496*	2496*	1781	2304	2496*	1650*	1650*	1202	1528	1650*	1259*	1259*	876	1111	1259*	1020*	1017	680	866	1020*
	(10518)*	(10518)*	(7532)	(10243)	(10518)*	(5503)*	(5503)*	(3927)	(5080)	(5503)*	(3639)*	(3639)*	(2650)	(3369)	(3639)*	(2775)*	(2775)*	(1932)	(2449)	(2775)*	(2250)*	(2242)	(1500)	(1910)	(2250)*
0 m (0' - 0")	4330*	4330*	3238	4330*	4330*	2531*	2531*	1701	2219	2531*	1708*	1708*	1145	1469	1708*	1265*	1265*	845	1079	1265*	1006*	1006*	703	897	1006*
	(9547)*	(9547)*	(7140)	(9547)*	(9547)*	(5581)*	(5581)*	(3751)	(4893)	(5581)*	(3765)*	(3765)*	(2525)	(3239)	(3765)*	(2788)*	(2788)*	(1864)	(2379)	(2788)*	(2219)*	(2219)*	(1549)	(1977)	(2219)*
-1 m (-3' - 3")	3538*	3538*	3268	3538*	3538*	2275*	2275*	1691	2208	2275*	1587*	1587*	1127	1450	1587*	1128*	1128*	839	1072	1128*	971*	971*	780	971*	971*
	(7801)*	(7801)*	(7207)	(7801)*	(7801)*	(5017)*	(5017)*	(3729)	(4869)	(5017)*	(3500)*	(3500)*	(2486)	(3198)	(3500)*	(2488)*	(2488)*	(1849)	(2364)	(2488)*	(2141)*	(2141)*	(1720)	(2141)*	(2141)*
-2 m (6' - 7")	2509*	2509*	2509*	2509*	2509*	1737*	1737*	1727	1737*	1737*	1207*	1207*	1150	1207*	1207*	-	-	-	-	-	869*	869*	869*	869*	869*
	(5533)*	(5533)*	(5533)*	(5533)*	(5533)*	(3830)*	(3830)*	(3809)	(3830)*	(3830)*	(2661)*	(2661)*	(2537)	(2661)*	(2661)*	-	-	-	-	-	(1915)*	(1915)*	(1915)*	(1915)*	(1915)*

Tab.16: Lifting force table EW65 – Adjustable boom, long dipper stick, twin tires, stabilizers front, parallel blade rear




**WACKER
NEUSON**
all it takes!

Lifting force tables EW65

A B	2 m (6'-7")					3 m (9'-10")					4 m (13'-1")					5 m (16' - 5")									
	I	II	III	IV	V	I	II	III	IV	V	I	II	III	IV	V	I	II	III	IV	V	I	II	III	IV	V
4 m (13'-1")	-	-	-	-	-	-	-	-	-	-	1240*	1240*	1240*	1240*	1240*	-	-	-	-	-	1190*	1190*	906	1033	1190*
											(2735)*	(2735)*	(2735)*	(2735)*	(2735)*						(2623)*	(2623)*	(1997)	(2278)	(2623)*
3 m (9' - 10")	-	-	-	-	-	1721*	1721*	1721*	1721*	1721*	1360*	1360*	1255	1360*	1360*	1181*	1181*	872	995	1181*	1141*	1141*	759	868	1141*
						(3794)*	(3794)*	(3794)*	(3794)*	(3794)*	(2999)*	(2999)*	(2768)	(2999)*	(2999)*	(2603)*	(2603)*	(1923)	(2195)	(2603)*	(2516)*	(2516)*	(1673)	(1914)	(2516)*
2 m (6' - 7")	3234*	3234*	3234*	3234*	3234*	2260*	2260*	1763	2066	2260*	1554*	1554*	1170	1347	1554*	1242*	1242*	836	959	1242*	1118*	1105	690	792	1118*
	(7130)*	(7130)*	(7130)*	(7130)*	(7130)*	(4984)*	(4984)*	(3888)	(4555)	(4984)*	(3426)*	(3426)*	(2580)	(2971)	(3426)*	(2740)*	(2740)*	(1844)	(2114)	(2740)*	(2465)*	(2436)	(1523)	(1747)	(2465)*
1 m (3' - 3")	4961*	4961*	3124	3888	4961*	2571*	2571*	1605	1897	2571*	1703*	1703*	1091	1265	1703*	1291*	1289	799	920	1291*	1102*	1083	671	772	1102*
	(10940)*	(10940)*	(6889)	(8574)	(10940)*	(5668)*	(5668)*	(3539)	(4183)	(5668)*	(3756)*	(3756)*	(2406)	(2789)	(3756)*	(2847)*	(2843)	(1761)	(2028)	(2847)*	(2431)*	(2387)	(1479)	(1702)	(2431)*
0 m (0' - 0")	4088*	4088*	3019	3770	4088*	2488*	2488*	1555	1844	2488*	1712*	1712*	1047	1218	1712*	1259*	1259*	776	896	1259*	968*	968*	697	803	968*
	(9015)*	(9015)*	(6658)	(8313)	(9015)*	(5486)*	(5486)*	(3429)	(4066)	(5486)*	(3775)*	(3775)*	(2308)	(2686)	(3775)*	(2775)*	(2775)*	(1710)	(1976)	(2775)*	(2134)*	(2134)*	(1536)	(1771)	(2134)*
-1 m -(3' - 3")	3040*	3040*	3040*	3040*	3040*	2148*	2148*	1562	1851	2148*	1528*	1528*	1040	1211	1528*	-	-	-	-	-	1027*	1027*	787	909	1027*
	(6702)*	(6702)*	(6702)*	(6702)*	(6702)*	(4737)*	(4737)*	(3444)	(4082)	(4737)*	(3369)*	(3369)*	(2293)	(2671)	(3369)*	-	-	-	-	-	(2265)*	(2265)*	(1736)	(2004)	(2265)*
-2 m (6' - 7")	2764*	2764*	2764*	2764*	2764*	1506*	1506*	1506*	1506*	1506*	1003*	1003*	1003*	1003*	1003*	-	-	-	-	-	869*	869*	869*	869*	869*
	(6094)*	(6094)*	(6094)*	(6094)*	(6094)*	(3320)*	(3320)*	(3320)*	(3320)*	(3320)*	(2212)*	(2212)*	(2212)*	(2212)*	(2212)*	-	-	-	-	-	(1915)*	(1915)*	(1915)*	(1915)*	(1915)*

Tab.17: Lifting force table EW65 – Adjustable boom, short dipper stick, twin tires, parallel blade rear, bracket for grabber front

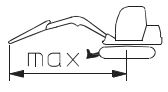
A B	2 m (6'-7")					3 m (9'-10")					4 m (13'-1")					5 m (16' - 5")									
	I	II	III	IV	V	I	II	III	IV	V	I	II	III	IV	V	I	II	III	IV	V	I	II	III	IV	V
4 m (13'-1")	-	-	-	-	-	-	-	-	-	-	1125*	1125*	1125*	1125*	1125*	1079*	1079*	897	1022	1079*	1083*	1083*	811	926	1083*
											(2480)*	(2480)*	(2480)*	(2480)*	(2480)*	(2380)*	(2380)*	(1977)	(2253)	(2380)*	(2388)*	(2388)*	(1789)	(2042)	(2388)*
3 m (9' - 10")	-	-	-	-	-	1523*	1523*	1523*	1523*	1523*	1255*	1255*	1255*	1255*	1255*	1106*	1106*	879	1003	1106*	1047*	1047*	690	791	1047*
						(3358)*	(3358)*	(3358)*	(3358)*	(3358)*	(2767)*	(2767)*	(2767)*	(2767)*	(2767)*	(2439)*	(2439)*	(1937)	(2211)	(2439)*	(2310)*	(2310)*	(1522)	(1745)	(2310)*
2 m (6' - 7")	2823*	2823*	2823*	2823*	2823*	2078*	2078*	1811	2078*	2078*	1466*	1466*	1182	1361	1466*	1186*	1186*	838	961	1186*	1031*	1018	631	726	1031*
	(6225)*	(6225)*	(6225)*	(6225)*	(6225)*	(4582)*	(4582)*	(3994)	V*	(4582)*	(3232)*	(3232)*	(2607)	(3001)	(3232)*	(2616)*	(2616)*	(1847)	(2118)	(2616)*	(2272)*	(2244)	(1392)	(1601)	(2272)*
1 m (3' - 3")	4770*	4770*	3126	3892	4770*	2496*	2496*	1624	1918	2496*	1650*	1650*	1094	1269	1650*	1259*	1259*	794	916	1259*	1020*	997	613	707	1020*
	(10518)*	(10518)*	(6893)	(8583)	(10518)*	(5503)*	(5503)*	(3580)	(4229)	(5503)*	(3639)*	(3639)*	(2413)	(2798)	(3639)*	(2775)*	(2775)*	(1751)	(2019)	(2775)*	(2250)*	(2199)	(1352)	(1560)	(2250)*
0 m (0' - 0")	4330*	4330*	2948	3692	4330*	2531*	2531*	1544	1833	2531*	1708*	1708*	1037	1210	1708*	1265*	1252	763	884	1265*	1006*	1006*	633	731	1006*
	(9547)*	(9547)*	(6501)	(8141)	(9547)*	(5581)*	(5581)*	(3404)	(4042)	(5581)*	(3765)*	(3765)*	(2288)	(2667)	(3765)*	(2788)*	(2761)	(1683)	(1948)	(2788)*	(2219)*	(2219)*	(1395)	(1612)	(2219)*
-1 m -(3' - 3")	3538*	3538*	2978	3538*	3538*	2275*	2275*	1534	1823	2275*	1587*	1587*	1020	1191	1587*	1128*	1128*	757	877	1128*	971*	971*	704	814	971*
	(7801)*	(7801)*	(6567)	(7801)*	(7801)*	(5017)*	(5017)*	(3383)	(4019)	(5017)*	(3500)*	(3500)*	(2248)	(2626)	(3500)*	(2488)*	(2488)*	(1669)	(1934)	(2488)*	(2141)*	(2141)*	(1552)	(1795)	(2141)*
-2 m (6' - 7")	2509*	2509*	2509*	2509*	2509*	1737*	1737*	1570	1737*	1737*	1207*	1207*	1043	1207*	1207*	-	-	-	-	-	869*	869*	869*	869*	869*
	(5533)*	(5533)*	(5533)*	(5533)*	(5533)*	(3830)*	(3830)*	(3462)	(3830)*	(3830)*	(2661)*	(2661)*	(2299)	(2661)*	(2661)*	-	-	-	-	-	(1915)*	(1915)*	(1915)*	(1915)*	(1915)*

Tab.18: Lifting force table EW65 – Adjustable boom, long dipper stick, twin tires, parallel blade rear, bracket for grabber front




**WACKER
NEUSON**
all it takes!

Lifting force tables EW65

A B	2 m (6'-7")					3 m (9'-10")					4 m (13'-1")					5 m (16' - 5")									
	I	II	III	IV	V	I	II	III	IV	V	I	II	III	IV	V	I	II	III	IV	V	I	II	III	IV	V
4 m (13'-1")	-	-	-	-	-	-	-	-	-	-	1240*	1240*	1240*	1240*	1240*	-	-	-	-	-	1190*	1190*	913	1031	1190*
											(2735)*	(2735)*	(2735)*	(2735)*	(2735)*						(2623)*	(2623)*	(2014)	(2273)	(2623)*
3 m (9' - 10")	-	-	-	-	-	1721*	1721*	1721*	1721*	1721*	1360*	1360*	1265	1360*	1360*	1181*	1181*	879	994	1181*	1141*	1141*	766	866	1141*
						(3794)*	(3794)*	(3794)*	(3794)*	(3794)*	(2999)*	(2999)*	(2789)	(2999)*	(2999)*	(2603)*	(2603)*	(1939)	(2191)	(2603)*	(2516)*	(2516)*	(1688)	(1910)	(2516)*
2 m (6' - 7")	3234*	3234*	3234*	3234*	3234*	2260*	2260*	1777	2062	2260*	1554*	1554*	1180	1345	1554*	1242*	1242*	844	957	1242*	1118*	1118*	697	791	1118*
	(7130)*	(7130)*	(7130)*	(7130)*	(7130)*	(4984)*	(4984)*	(3919)	(4547)	(4984)*	(3426)*	(3426)*	(2601)	(2965)	(3426)*	(2740)*	(2740)*	(1860)	(2110)	(2740)*	(2465)*	(2465)*	(1537)	(1744)	(2465)*
1 m (3' - 3")	4961*	4961*	3150	3881	4961*	2571*	2571*	1619	1893	2571*	1703*	1703*	1101	1262	1703*	1291*	1291*	806	918	1291*	1102*	1102*	677	770	1102*
	(10940)*	(10940)*	(6946)	(8557)	(10940)*	(5668)*	(5668)*	(3570)	(4174)	(5668)*	(3756)*	(3756)*	(2427)	(2784)	(3756)*	(2847)*	(2847)*	(1777)	(2024)	(2847)*	(2431)*	(2430)	(1493)	(1699)	(2431)*
0 m (0' - 0")	4088*	4088*	3045	3763	4088*	2488*	2488*	1569	1840	2488*	1712*	1712*	1056	1216	1712*	1259*	1259*	783	894	1259*	968*	968*	703	802	968*
	(9015)*	(9015)*	(6715)	(8297)	(9015)*	(5486)*	(5486)*	(3460)	(4058)	(5486)*	(3775)*	(3775)*	(2329)	(2681)	(3775)*	(2775)*	(2775)*	(1726)	(1971)	(2775)*	(2134)*	(2134)*	(1551)	(1768)	(2134)*
-1 m (-3' - 3")	3040*	3040*	3040*	3040*	3040*	2148*	2148*	1576	1847	2148*	1528*	1528*	1050	1209	1528*	-	-	-	-	-	1027*	1027*	795	907	1027*
	(6702)*	(6702)*	(6702)*	(6702)*	(6702)*	(4737)*	(4737)*	(3475)	(4073)	(4737)*	(3369)*	(3369)*	(2314)	(2666)	(3369)*	-	-	-	-	-	(2265)*	(2265)*	(1752)	(2000)	(2265)*
-2 m (6' - 7")	2764*	2764*	2764*	2764*	2764*	1506*	1506*	1506*	1506*	1506*	1003*	1003*	1003*	1003*	1003*	-	-	-	-	-	869*	869*	869*	869*	869*
	(6094)*	(6094)*	(6094)*	(6094)*	(6094)*	(3320)*	(3320)*	(3320)*	(3320)*	(3320)*	(2212)*	(2212)*	(2212)*	(2212)*	(2212)*	-	-	-	-	-	(1915)*	(1915)*	(1915)*	(1915)*	(1915)*

Tab.19: Lifting force table EW65 – Adjustable boom, short dipper stick, twin tires, stabilizers rear, bracket for grabber front

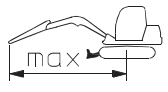
A B	2 m (6'-7")					3 m (9'-10")					4 m (13'-1")					5 m (16' - 5")									
	I	II	III	IV	V	I	II	III	IV	V	I	II	III	IV	V	I	II	III	IV	V	I	II	III	IV	V
4 m (13'-1")	-	-	-	-	-	-	-	-	-	-	1125*	1125*	1125*	1125*	1125*	1079*	1079*	904	1020	1079*	1083*	1083*	818	924	1083*
											(2480)*	(2480)*	(2480)*	(2480)*	(2480)*	(2380)*	(2380)*	(1993)	(2249)	(2380)*	(2388)*	(2388)*	(1804)	(2038)	(2388)*
3 m (9' - 10")	-	-	-	-	-	1523*	1523*	1523*	1523*	1523*	1255*	1255*	1255*	1255*	1255*	1106*	1106*	886	1001	1106*	1047*	1047*	697	790	1047*
						(3358)*	(3358)*	(3358)*	(3358)*	(3358)*	(2767)*	(2767)*	(2767)*	(2767)*	(2767)*	(2439)*	(2439)*	(1953)	(2207)	(2439)*	(2310)*	(2310)*	(1536)	(1741)	(2310)*
2 m (6' - 7")	2823*	2823*	2823*	2823*	2823*	2078*	2078*	1825	2078*	2078*	1466*	1466*	1192	1358	1466*	1186*	1186*	845	959	1186*	1031*	1031*	637	725	1031*
	(6225)*	(6225)*	(6225)*	(6225)*	(6225)*	(4582)*	(4582)*	(4024)	V*	(4582)*	(3232)*	(3232)*	(2628)	(2995)	(3232)*	(2616)*	(2616)*	(1863)	(2114)	(2616)*	(2272)*	(2272)*	(1405)	(1598)	(2272)*
1 m (3' - 3")	4770*	4770*	3152	3885	4770*	2496*	2496*	1638	1914	2496*	1650*	1650*	1104	1266	1650*	1259*	1259*	801	914	1259*	1020*	1015	619	706	1020*
	(10518)*	(10518)*	(6950)	(8566)	(10518)*	(5503)*	(5503)*	(3611)	(4221)	(5503)*	(3639)*	(3639)*	(2434)	(2792)	(3639)*	(2775)*	(2775)*	(1767)	(2015)	(2775)*	(2250)*	(2239)	(1365)	(1556)	(2250)*
0 m (0' - 0")	4330*	4330*	2974	3685	4330*	2531*	2531*	1558	1829	2531*	1708*	1708*	1047	1207	1708*	1265*	1265*	770	882	1265*	1006*	1006*	639	730	1006*
	(9547)*	(9547)*	(6558)	(8124)	(9547)*	(5581)*	(5581)*	(3435)	(4034)	(5581)*	(3765)*	(3765)*	(2309)	(2662)	(3765)*	(2788)*	(2788)*	(1699)	(1944)	(2788)*	(2219)*	(2219)*	(1409)	(1609)	(2219)*
-1 m (-3' - 3")	3538*	3538*	3004	3538*	3538*	2275*	2275*	1548	1819	2275*	1587*	1587*	1029	1188	1587*	1128*	1128*	764	875	1128*	971*	971*	711	812	971*
	(7801)*	(7801)*	(6624)	(7801)*	(7801)*	(5017)*	(5017)*	(3413)	(4010)	(5017)*	(3500)*	(3500)*	(2270)	(2621)	(3500)*	(2488)*	(2488)*	(1685)	(1930)	(2488)*	(2141)*	(2141)*	(1567)	(1791)	(2141)*
-2 m (6' - 7")	2509*	2509*	2509*	2509*	2509*	1737*	1737*	1584	1737*	1737*	1207*	1207*	1052	1207*	1207*	-	-	-	-	-	869*	869*	869*	869*	869*
	(5533)*	(5533)*	(5533)*	(5533)*	(5533)*	(3830)*	(3830)*	(3493)	(3830)*	(3830)*	(2661)*	(2661)*	(2320)	(2661)*	(2661)*	-	-	-	-	-	(1915)*	(1915)*	(1915)*	(1915)*	(1915)*

Tab.20: Lifting force table EW65 – Adjustable boom, long dipper stick, twin tires, Stabilizers rear, bracket for grabber front




**WACKER
NEUSON**
all it takes!

Lifting force tables EW65

A B	2 m (6'-7")					3 m (9'-10")					4 m (13'-1")					5 m (16' - 5")									
	I	II	III	IV	V	I	II	III	IV	V	I	II	III	IV	V	I	II	III	IV	V	I	II	III	IV	V
4 m (13'-1")	-	-	-	-	-	-	-	-	-	-	1240*	1240*	1240*	1240*	1240*	-	-	-	-	-	1190*	1190*	989	1190*	1190*
											(2735)*	(2735)*	(2735)*	(2735)*	(2735)*						(2623)*	(2623)*	(2182)	(2623)*	(2623)*
3 m (9' - 10")	-	-	-	-	-	1721*	1721*	1721*	1721*	1721*	1360*	1360*	1360*	1360*	1360*	1181*	1181*	954	1181*	1181*	1141*	1141*	834	1106	1141*
						(3794)*	(3794)*	(3794)*	(3794)*	(3794)*	(2999)*	(2999)*	(2999)*	(2999)*	(2999)*	(2603)*	(2603)*	(2103)	(2603)*	(2603)*	(2516)*	(2516)*	(1839)	(2439)	(2516)*
2 m (6' - 7")	3234*	3234*	3234*	3234*	3234*	2260*	2260*	1921	2260*	2260*	1554*	1554*	1278	1554*	1554*	1242*	1242*	918	1220	1242*	1118*	1066	762	1019	1118*
	(7130)*	(7130)*	(7130)*	(7130)*	(7130)*	(4984)*	(4984)*	(4235)	(4984)*	(4984)*	(3426)*	(3426)*	(2818)	(3426)*	(3426)*	(2740)*	(2740)*	(2025)	(2690)	(2740)*	(2465)*	(2350)	(1680)	(2247)	(2465)*
1 m (3' - 3")	4961*	4961*	3414	4897	4961*	2571*	2571*	1762	2413	2571*	1703*	1703*	1199	1612	1703*	1291*	1244	881	1181	1291*	1102*	1044	742	998	1102*
	(10940)*	(10940)*	(7528)	(10797)	(10940)*	(5668)*	(5668)*	(3885)	(5322)	(5668)*	(3756)*	(3756)*	(2644)	(3555)	(3756)*	(2847)*	(2742)	(1942)	(2605)	(2847)*	(2431)*	(2301)	(1636)	(2201)	(2431)*
0 m (0' - 0")	4088*	4088*	3309	4088*	4088*	2488*	2488*	1712	2360	2488*	1712*	1677	1154	1565	1712*	1259*	1219	858	1157	1259*	968*	968*	771	968*	968*
	(9015)*	(9015)*	(7297)	(9015)*	(9015)*	(5486)*	(5486)*	(3776)	(5205)	(5486)*	(3775)*	(3697)	(2545)	(3452)	(3775)*	(2775)*	(2687)	(1891)	(2552)	(2775)*	(2134)*	(2134)*	(1701)	(2134)*	(2134)*
-1 m (-3' - 3")	3040*	3040*	3040*	3040*	3040*	2148*	2148*	1719	2148*	2148*	1528*	1528*	1148	1528*	1528*	-	-	-	-	-	1027*	1027*	870	1027*	1027*
	(6702)*	(6702)*	(6702)*	(6702)*	(6702)*	(4737)*	(4737)*	(3790)	(4737)*	(4737)*	(3369)*	(3369)*	(2531)	(3369)*	(3369)*						(2265)*	(2265)*	(1918)	(2265)*	(2265)*
-2 m (6' - 7")	2764*	2764*	2764*	2764*	2764*	1506*	1506*	1506*	1506*	1506*	1003*	1003*	1003*	1003*	1003*	-	-	-	-	-	869*	869*	869*	869*	869*
	(6094)*	(6094)*	(6094)*	(6094)*	(6094)*	(3320)*	(3320)*	(3320)*	(3320)*	(3320)*	(2212)*	(2212)*	(2212)*	(2212)*	(2212)*						(1915)*	(1915)*	(1915)*	(1915)*	(1915)*

Tab.21: Lifting force table EW65 – Adjustable boom, short dipper stick, twin tires, stabilizers rear, parallel blade front

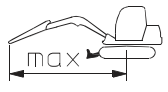
A B	2 m (6'-7")					3 m (9'-10")					4 m (13'-1")					5 m (16' - 5")									
	I	II	III	IV	V	I	II	III	IV	V	I	II	III	IV	V	I	II	III	IV	V	I	II	III	IV	V
4 m (13'-1")	-	-	-	-	-	-	-	-	-	-	1125*	1125*	1125*	1125*	1125*	1079*	1079*	979	1079*	1079*	1083*	1083*	889	1083*	1083*
											(2480)*	(2480)*	(2480)*	(2480)*	(2480)*	(2380)*	(2380)*	(2158)	(2380)*	(2380)*	(2388)*	(2388)*	(1959)	(2388)*	(2388)*
3 m (9' - 10")	-	-	-	-	-	1523*	1523*	1523*	1523*	1523*	1255*	1255*	1255*	1255*	1255*	1106*	1106*	961	1106*	1106*	1047*	1047*	761	1014	1047*
						(3358)*	(3358)*	(3358)*	(3358)*	(3358)*	(2767)*	(2767)*	(2767)*	(2767)*	(2767)*	(2439)*	(2439)*	(2118)	(2439)*	(2439)*	(2310)*	(2310)*	(1678)	(2236)	(2310)*
2 m (6' - 7")	2823*	2823*	2823*	2823*	2823*	2078*	2078*	1968	2078*	2078*	1466*	1466*	1290	1466*	1466*	1186*	1186*	920	1186*	1186*	1031*	981	699	940	1031*
	(6225)*	(6225)*	(6225)*	(6225)*	(6225)*	(4582)*	(4582)*	(4340)	V*	(4582)*	(3232)*	(3232)*	(2845)	(3232)*	(3232)*	(2616)*	(2616)*	(2028)	(2616)*	(2616)*	(2272)*	(2163)	(1541)	(2072)	(2272)*
1 m (3' - 3")	4770*	4770*	3416	4770*	4770*	2496*	2496*	1781	2434	2496*	1650*	1650*	1202	1616	1650*	1259*	1240	876	1177	1259*	1020*	960	680	920	1020*
	(10518)*	(10518)*	(7532)	(10518)*	(10518)*	(5503)*	(5503)*	(3927)	(5368)	(5503)*	(3639)*	(3639)*	(2650)	(3563)	(3639)*	(2775)*	(2734)	(1932)	(2595)	(2775)*	(2250)*	(2118)	(1500)	(2029)	(2250)*
0 m (0' - 0")	4330*	4330*	3238	4330*	4330*	2531*	2531*	1701	2350	2531*	1708*	1669	1145	1557	1708*	1265*	1207	845	1145	1265*	1006*	996	703	953	1006*
	(9547)*	(9547)*	(7140)	(9547)*	(9547)*	(5581)*	(5581)*	(3751)	(5181)	(5581)*	(3765)*	(3679)	(2525)	(3433)	(3765)*	(2788)*	(2660)	(1864)	(2525)	(2788)*	(2219)*	(2196)	(1549)	(2101)	(2219)*
-1 m (-3' - 3")	3538*	3538*	3268	3538*	3538*	2275*	2275*	1691	2275*	2275*	1587*	1587*	1127	1538	1587*	1128*	1128*	839	1128*	1128*	971*	971*	780	971*	971*
	(7801)*	(7801)*	(7207)	(7801)*	(7801)*	(5017)*	(5017)*	(3729)	(5017)*	(5017)*	(3500)*	(3500)*	(2486)	(3392)	(3500)*	(2488)*	(2488)*	(1849)	(2488)*	(2488)*	(2141)*	(2141)*	(1720)	(2141)*	(2141)*
-2 m (6' - 7")	2509*	2509*	2509*	2509*	2509*	1737*	1737*	1727	1737*	1737*	1207*	1207*	1150	1207*	1207*	-	-	-	-	-	869*	869*	869*	869*	869*
	(5533)*	(5533)*	(5533)*	(5533)*	(5533)*	(3830)*	(3830)*	(3809)	(3830)*	(3830)*	(2661)*	(2661)*	(2537)	(2661)*	(2661)*						(1915)*	(1915)*	(1915)*	(1915)*	(1915)*

Tab.22: Lifting force table EW65 – Adjustable boom, long dipper stick, twin tires, stabilizers rear, parallel blade front




**WACKER
NEUSON**
all it takes!

Lifting force tables EW65

A B	2 m (6'-7")					3 m (9'-10")					4 m (13'-1")					5 m (16' - 5")									
	I	II	III	IV	V	I	II	III	IV	V	I	II	III	IV	V	I	II	III	IV	V	I	II	III	IV	V
4 m (13'-1")	-	-	-	-	-	-	-	-	-	-	1240*	1240*	1240*	1240*	1240*	-	-	-	-	-	1190*	1190*	926	1015	1190*
											(2735)*	(2735)*	(2735)*	(2735)*	(2735)*						(2623)*	(2623)*	(2042)	(2239)	(2623)*
3 m (9' - 10")	-	-	-	-	-	1721*	1721*	1721*	1721*	1721*	1360*	1360*	1282	1360*	1360*	1181*	1181*	892	978	1181*	1141*	1141*	777	852	1141*
						(3794)*	(3794)*	(3794)*	(3794)*	(3794)*	(2999)*	(2999)*	(2826)	(2999)*	(2999)*	(2603)*	(2603)*	(1966)	(2157)	(2603)*	(2516)*	(2516)*	(1713)	(1880)	(2516)*
2 m (6' - 7")	3234*	3234*	3234*	3234*	3234*	2260*	2260*	1802	2032	2260*	1554*	1554*	1196	1324	1554*	1242*	1242*	856	942	1242*	1118*	1118*	708	778	1118*
	(7130)*	(7130)*	(7130)*	(7130)*	(7130)*	(4984)*	(4984)*	(3972)	(4480)	(4984)*	(3426)*	(3426)*	(2637)	(2920)	(3426)*	(2740)*	(2740)*	(1888)	(2076)	(2740)*	(2465)*	(2465)*	(1561)	(1714)	(2465)*
1 m (3' - 3")	4961*	4961*	3194	3822	4961*	2571*	2571*	1643	1863	2571*	1703*	1703*	1117	1242	1703*	1291*	1291*	819	903	1291*	1102*	1102*	688	757	1102*
	(10940)*	(10940)*	(7044)	(8427)	(10940)*	(5668)*	(5668)*	(3623)	(4108)	(5668)*	(3756)*	(3756)*	(2464)	(2739)	(3756)*	(2847)*	(2847)*	(1805)	(1990)	(2847)*	(2431)*	(2431)*	(1517)	(1669)	(2431)*
0 m (0' - 0")	4088*	4088*	3090	3704	4088*	2488*	2488*	1593	1810	2488*	1712*	1712*	1073	1196	1712*	1259*	1259*	795	879	1259*	968*	968*	715	788	968*
	(9015)*	(9015)*	(6813)	(8167)	(9015)*	(5486)*	(5486)*	(3513)	(3991)	(5486)*	(3775)*	(3775)*	(2365)	(2636)	(3775)*	(2775)*	(2775)*	(1754)	(1938)	(2775)*	(2134)*	(2134)*	(1576)	(1737)	(2134)*
-1 m -(3' - 3")	3040*	3040*	3040*	3040*	3040*	2148*	2148*	1600	1817	2148*	1528*	1528*	1066	1189	1528*	-	-	-	-	-	1027*	1027*	807	892	1027*
	(6702)*	(6702)*	(6702)*	(6702)*	(6702)*	(4737)*	(4737)*	(3528)	(4007)	(4737)*	(3369)*	(3369)*	(2351)	(2621)	(3369)*	-	-	-	-	-	(2265)*	(2265)*	(1780)	(1966)	(2265)*
-2 m (6' - 7")	2764*	2764*	2764*	2764*	2764*	1506*	1506*	1506*	1506*	1506*	1003*	1003*	1003*	1003*	1003*	-	-	-	-	-	869*	869*	869*	869*	869*
	(6094)*	(6094)*	(6094)*	(6094)*	(6094)*	(3320)*	(3320)*	(3320)*	(3320)*	(3320)*	(2212)*	(2212)*	(2212)*	(2212)*	(2212)*	-	-	-	-	-	(1915)*	(1915)*	(1915)*	(1915)*	(1915)*

Tab.23: Lifting force table EW65 – Adjustable boom, short dipper stick, twin tires, bracket for grabber front, parallel blade rear

A B	2 m (6'-7")					3 m (9'-10")					4 m (13'-1")					5 m (16' - 5")									
	I	II	III	IV	V	I	II	III	IV	V	I	II	III	IV	V	I	II	III	IV	V	I	II	III	IV	V
4 m (13'-1")	-	-	-	-	-	-	-	-	-	-	1125*	1125*	1125*	1125*	1125*	1079*	1079*	917	1004	1079*	1083*	1083*	830	910	1083*
											(2480)*	(2480)*	(2480)*	(2480)*	(2480)*	(2380)*	(2380)*	(2021)	(2215)	(2380)*	(2388)*	(2388)*	(1830)	(2007)	(2388)*
3 m (9' - 10")	-	-	-	-	-	1523*	1523*	1523*	1523*	1523*	1255*	1255*	1255*	1255*	1255*	1106*	1106*	898	986	1106*	1047*	1047*	708	777	1047*
						(3358)*	(3358)*	(3358)*	(3358)*	(3358)*	(2767)*	(2767)*	(2767)*	(2767)*	(2767)*	(2439)*	(2439)*	(1981)	(2173)	(2439)*	(2310)*	(2310)*	(1560)	(1712)	(2310)*
2 m (6' - 7")	2823*	2823*	2823*	2823*	2823*	2078*	2078*	1849	2078*	2078*	1466*	1466*	1208	1338	1466*	1186*	1186*	858	944	1186*	1031*	1031*	648	712	1031*
	(6225)*	(6225)*	(6225)*	(6225)*	(6225)*	(4582)*	(4582)*	(4078)	V*	(4582)*	(3232)*	(3232)*	(2665)	(2950)	(3232)*	(2616)*	(2616)*	(1891)	(2080)	(2616)*	(2272)*	(2272)*	(1428)	(1570)	(2272)*
1 m (3' - 3")	4770*	4770*	3196	3826	4770*	2496*	2496*	1662	1884	2496*	1650*	1650*	1120	1246	1650*	1259*	1259*	814	898	1259*	1020*	1020*	629	693	1020*
	(10518)*	(10518)*	(7048)	(8437)	(10518)*	(5503)*	(5503)*	(3664)	(4154)	(5503)*	(3639)*	(3639)*	(2470)	(2747)	(3639)*	(2775)*	(2775)*	(1795)	(1981)	(2775)*	(2250)*	(2250)*	(1388)	(1529)	(2250)*
0 m (0' - 0")	4330*	4330*	3018	3626	4330*	2531*	2531*	1582	1799	2531*	1708*	1708*	1064	1187	1708*	1265*	1265*	783	866	1265*	1006*	1006*	650	717	1006*
	(9547)*	(9547)*	(6656)	(7995)	(9547)*	(5581)*	(5581)*	(3488)	(3967)	(5581)*	(3765)*	(3765)*	(2345)	(2617)	(3765)*	(2788)*	(2788)*	(1727)	(1911)	(2788)*	(2219)*	(2219)*	(1432)	(1580)	(2219)*
-1 m -(3' - 3")	3538*	3538*	3049	3538*	3538*	2275*	2275*	1572	1789	2275*	1587*	1587*	1046	1168	1587*	1128*	1128*	777	860	1128*	971*	971*	722	798	971*
	(7801)*	(7801)*	(6722)	(7801)*	(7801)*	(5017)*	(5017)*	(3467)	(3944)	(5017)*	(3500)*	(3500)*	(2306)	(2576)	(3500)*	(2488)*	(2488)*	(1712)	(1896)	(2488)*	(2141)*	(2141)*	(1593)	(1760)	(2141)*
-2 m (6' - 7")	2509*	2509*	2509*	2509*	2509*	1737*	1737*	1608	1737*	1737*	1207*	1207*	1069	1192	1207*	-	-	-	-	-	869*	869*	869*	869*	869*
	(5533)*	(5533)*	(5533)*	(5533)*	(5533)*	(3830)*	(3830)*	(3546)	(3830)*	(3830)*	(2661)*	(2661)*	(2357)	(2629)	(2661)*	-	-	-	-	-	(1915)*	(1915)*	(1915)*	(1915)*	(1915)*

Tab.24: Lifting force table EW65 – Adjustable boom, long dipper stick, twin tires, bracket for grabber front, parallel blade rear



**WACKER
NEUSON**
all it takes!

Lifting force tables EW65

A B	2 m (6'-7")					3 m (9'-10")					4 m (13'-1")					5 m (16' - 5")									
	I	II	III	IV	V	I	II	III	IV	V	I	II	III	IV	V	I	II	III	IV	V	I	II	III	IV	V
4 m (13'-1")	-	-	-	-	-	-	-	-	-	-	1240*	1240*	1240*	1240*	1240*	-	-	-	-	-	1190*	1187	939	1190*	1190*
	-	-	-	-	-	-	-	-	-	-	(2735)*	(2735)*	(2735)*	(2735)*	(2735)*	-	-	-	-	-	(2623)*	(2617)	(2070)	(2623)*	(2623)*
3 m (9' - 10")	-	-	-	-	-	1721*	1721*	1721*	1721*	1721*	1360*	1360*	1298	1360*	1360*	1181*	1144	904	1181*	1181*	1141*	997	789	1141	1141
	-	-	-	-	-	(3794)*	(3794)*	(3794)*	(3794)*	(3794)*	(2999)*	(2999)*	(2862)	(2999)*	(2999)*	(2603)*	(2523)	(1994)	(2603)*	(2603)*	(2516)*	(2198)	(1739)	(2516)	(2516)
2 m (6' - 7")	3234*	3234*	3234*	3234*	3234*	2260*	2260*	1826	2260*	2260*	1554*	1554*	1213	1554*	1554*	1242*	1106	869	1242*	1242*	1118*	911	719	1052	1052
	(7130)*	(7130)*	(7130)*	(7130)*	(7130)*	(4984)*	(4984)*	(4025)	(4984)*	(4984)*	(3426)*	(3426)*	(2674)	(3426)*	(3426)*	(2740)*	(2438)	(1916)	(2740)*	(2740)*	(2465)*	(2009)	(1585)	(2320)	(2320)
1 m (3' - 3")	4961*	4961*	3239	4961*	4961*	2571*	2304	1667	2489	2489	1703*	1485	1134	1663	1663	1291*	1065	831	1220	1220	1102*	890	699	1031	1031
	(10940)*	(10940)*	(7141)	(10940)*	(10940)*	(5668)*	(5080)	(3676)	(5488)	(5488)	(3756)*	(3274)	(2500)	(3667)	(3667)	(2847)*	(2347)	(1833)	(2689)	(2689)	(2431)*	(1962)	(1541)	(2274)	(2274)
0 m (0' - 0")	4088*	4088*	3134	4088*	4088*	2488*	2245	1617	2436	2436	1712*	1435	1089	1616	1616	1259*	1039	808	1196	1196	968*	928	726	968*	968*
	(9015)*	(9015)*	(6911)	(9015)*	(9015)*	(5486)*	(4950)	(3566)	(5372)	(5372)	(3775)*	(3164)	(2402)	(3564)	(3564)	(2775)*	(2292)	(1782)	(2636)	(2636)	(2134)*	(2047)	(1601)	(2134)*	(2134)*
-1 m (-3' - 3")	3040*	3040*	3040*	3040*	3040*	2148*	2148*	1624	2148*	2148*	1528*	1427	1083	1528*	1528*	-	-	-	-	-	1027*	1027*	820	1027*	1027*
	(6702)*	(6702)*	(6702)*	(6702)*	(6702)*	(4737)*	(4737)*	(3581)	(4737)*	(4737)*	(3369)*	(3147)	(2387)	(3369)*	(3369)*	-	-	-	-	-	(2265)*	(2265)*	(1808)	(2265)*	(2265)*
-2 m (6' - 7")	2764*	2764*	2764*	2764*	2764*	1506*	1506*	1506*	1506*	1506*	1003*	1003*	1003*	1003*	1003*	-	-	-	-	-	869*	869*	869*	869*	869*
	(6094)*	(6094)*	(6094)*	(6094)*	(6094)*	(3320)*	(3320)*	(3320)*	(3320)*	(3320)*	(2212)*	(2212)*	(2212)*	(2212)*	(2212)*	-	-	-	-	-	(1915)*	(1915)*	(1915)*	(1915)*	(1915)*

Tab.25: Lifting force table EW65 – Adjustable boom, short dipper stick, twin tires, parallel blade front

A B	2 m (6'-7")					3 m (9'-10")					4 m (13'-1")					5 m (16' - 5")									
	I	II	III	IV	V	I	II	III	IV	V	I	II	III	IV	V	I	II	III	IV	V	I	II	III	IV	V
4 m (13'-1")	-	-	-	-	-	-	-	-	-	-	1125*	1125*	1125*	1125*	1125*	1079*	1079*	929	1079*	1079*	1083*	1063	842	1083*	1083*
	-	-	-	-	-	-	-	-	-	-	(2480)*	(2480)*	(2480)*	(2480)*	(2480)*	(2380)*	(2380)*	(2049)	(2380)*	(2380)*	(2388)*	(2344)	(1856)	(2388)*	(2388)*
3 m (9' - 10")	-	-	-	-	-	1523*	1523*	1523*	1523*	1523*	1255*	1255*	1255*	1255*	1255*	1106*	1106*	911	1106*	1106*	1047*	909	718	1047	1047
	-	-	-	-	-	(3358)*	(3358)*	(3358)*	(3358)*	(3358)*	(2767)*	(2767)*	(2767)*	(2767)*	(2767)*	(2439)*	(2439)*	(2009)	(2439)*	(2439)*	(2310)*	(2004)	(1584)	(2308)	(2308)
2 m (6' - 7")	2823*	2823*	2823*	2823*	2823*	2078*	2078*	1873	2078*	2078*	1466*	1466*	1225	1466*	1466*	1186*	1108	870	1186*	1186*	1031*	836	658	971	971
	(6225)*	(6225)*	(6225)*	(6225)*	(6225)*	(4582)*	(4582)*	(4131)	V*	(4582)*	(3232)*	(3232)*	(2701)	(3232)*	(3232)*	(2616)*	(2444)	(1919)	(2616)*	(2616)*	(2272)*	(1843)	(1451)	(2141)	(2141)
1 m (3' - 3")	4770*	4770*	3240	4770*	4770*	2496*	2329	1686	2496*	2496*	1650*	1490	1137	1650*	1650*	1259*	1061	826	1215	1215	1020*	816	640	951	951
	(10518)*	(10518)*	(7145)	(10518)*	(10518)*	(5503)*	(5135)	(3717)	(5503)*	(5503)*	(3639)*	(3286)	(2507)	(3639)*	(3639)*	(2775)*	(2339)	(1822)	(2680)	(2680)	(2250)*	(1799)	(1410)	(2098)	(2098)
0 m (0' - 0")	4330*	4330*	3063	4330*	4330*	2531*	2235	1606	2425	2425	1708*	1427	1080	1608	1608	1265*	1027	796	1183	1183	1006*	845	660	985	985
	(9547)*	(9547)*	(6753)	(9547)*	(9547)*	(5581)*	(4928)	(3541)	(5348)	(5348)	(3765)*	(3146)	(2382)	(3545)	(3545)	(2788)*	(2265)	(1754)	(2609)	(2609)	(2219)*	(1864)	(1456)	(2172)	(2172)
-1 m (-3' - 3")	3538*	3538*	3093	3538*	3538*	2275*	2223	1596	2275*	2275*	1587*	1407	1062	1587*	1587*	1128*	1020	789	1128*	1128*	971*	944	734	971*	971*
	(7801)*	(7801)*	(6820)	(7801)*	(7801)*	(5017)*	(4902)	(3519)	(5017)*	(5017)*	(3500)*	(3102)	(2342)	(3500)*	(3500)*	(2488)*	(2250)	(1740)	(2488)*	(2488)*	(2141)*	(2081)	(1618)	(2141)*	(2141)*
-2 m (6' - 7")	2509*	2509*	2509*	2509*	2509*	1737*	1737*	1632	1737*	1737*	1207*	1207*	1085	1207*	1207*	-	-	-	-	-	869*	869*	869*	869*	869*
	(5533)*	(5533)*	(5533)*	(5533)*	(5533)*	(3830)*	(3830)*	(3599)	(3830)*	(3830)*	(2661)*	(2661)*	(2393)	(2661)*	(2661)*	-	-	-	-	-	(1915)*	(1915)*	(1915)*	(1915)*	(1915)*

Tab.26: Lifting force table EW65 – Adjustable boom, long dipper stick, twin tires, parallel blade front



**WACKER
NEUSON**
all it takes!

Lifting force tables EW65

A B	2 m (6'-7")					3 m (9'-10")					4 m (13'-1")					5 m (16' - 5")									
	I	II	III	IV	V	I	II	III	IV	V	I	II	III	IV	V	I	II	III	IV	V	I	II	III	IV	V
4 m (13'-1")	-	-	-	-	-	-	-	-	-	-	1240*	1240*	1240*	1240*	1240*	-	-	-	-	-	1190*	1190*	919	1190*	1190*
3 m (9' - 10")	-	-	-	-	-	1721*	1721*	1721*	1721*	1721*	1360*	1360*	1272	1360*	1360*	1181*	1163	885	1181*	1181*	1141*	1014	771	1078	1078
2 m (6' - 7")	3234*	3234*	3234*	3234*	3234*	2260*	2260*	1788	2260*	2260*	1554*	1554*	1187	1554*	1554*	1242*	1124	849	1189	1189	1118*	927	702	992	992
1 m (3' - 3")	4961*	4961*	3170	4776	4776	2571*	2343	1630	2352	2352	1703*	1510	1108	1571	1571	1291*	1083	812	1150	1150	1102*	906	682	971	971
0 m (0' - 0")	4088*	4088*	3065	4088*	4088*	2488*	2284	1580	2299	2299	1712*	1460	1064	1524	1524	1259*	1058	788	1126	1126	968*	945	709	968*	968*
-1 m (-3' - 3")	3040*	3040*	3040*	3040*	3040*	2148*	2148*	1587	2148*	2148*	1528*	1453	1057	1517	1517	-	-	-	-	-	1027*	1027*	800	1027*	1027*
-2 m (6' - 7")	2764*	2764*	2764*	2764*	2764*	1506*	1506*	1506*	1506*	1506*	1003*	1003*	1003*	1003*	1003*	-	-	-	-	-	869*	869*	869*	869*	869*

Tab.27: Lifting force table EW65 – Adjustable boom, short dipper stick, twin tires, dozer blade front

A B	2 m (6'-7")					3 m (9'-10")					4 m (13'-1")					5 m (16' - 5")									
	I	II	III	IV	V	I	II	III	IV	V	I	II	III	IV	V	I	II	III	IV	V	I	II	III	IV	V
4 m (13'-1")	-	-	-	-	-	-	-	-	-	-	1125*	1125*	1125*	1125*	1125*	1079*	1079*	910	1079*	1079*	1083*	1081	823	1083*	1083*
3 m (9' - 10")	-	-	-	-	-	1523*	1523*	1523*	1523*	1523*	1255*	1255*	1255*	1255*	1255*	1106*	1106*	891	1106*	1106*	1047*	925	702	988	988
2 m (6' - 7")	2823*	2823*	2823*	2823*	2823*	2078*	2078*	1836	2078*	2078*	1466*	1466*	1199	1466*	1466*	1186*	1127	851	1186*	1186*	1031*	851	642	914	914
1 m (3' - 3")	4770*	4770*	3172	4770*	4770*	2496*	2368	1648	2373	2373	1650*	1515	1111	1575	1575	1259*	1080	807	1146	1146	1020*	831	624	895	895
0 m (0' - 0")	4330*	4330*	2994	4330*	4330*	2531*	2274	1569	2288	2288	1708*	1452	1054	1515	1515	1265*	1046	776	1114	1114	1006*	861	644	926	926
-1 m (-3' - 3")	3538*	3538*	3024	3538*	3538*	2275*	2262	1559	2275*	2275*	1587*	1432	1037	1497	1497	1128*	1039	770	1107	1107	971*	961	716	971*	971*
-2 m (6' - 7")	2509*	2509*	2509*	2509*	2509*	1737*	1737*	1595	1737*	1737*	1207*	1207*	1060	1207*	1207*	-	-	-	-	-	869*	869*	869*	869*	869*

Tab.28: Lifting force table EW65 – Adjustable boom, long dipper stick, twin tires, dozer blade front



**WACKER
NEUSON**
all it takes!

Lifting force tables EW65

A B	2 m (6'-7")					3 m (9'-10")					4 m (13'-1")					5 m (16' - 5")									
	I	II	III	IV	V	I	II	III	IV	V	I	II	III	IV	V	I	II	III	IV	V	I	II	III	IV	V
4 m (13'-1")	-	-	-	-	-	-	-	-	-	-	1161*	1161*	1161*	1161*	1161*	-	-	-	-	-	1227*	1227*	1113	1227*	1227*
											(2560)*	(2560)*	(2560)*	(2560)*	(2560)*						(2706)*	(2706)*	(2455)	(2706)*	(2706)*
3 m (9' - 10")	-	-	-	-	-	-	-	-	-	-	1252*	1252*	1252*	1252*	1252*	1226*	1226*	921	1041	1226*	1229*	1229*	920	1039	1229*
											(2761)*	(2761)*	(2761)*	(2761)*	(2761)*	(2703)*	(2703)*	(2031)	(2295)	(2703)*	(2710)*	(2710)*	(2028)	(2292)	(2710)*
2 m (6' - 7")	-	-	-	-	-	2010*	2010*	1914	2010*	2010*	1490*	1490*	1258	1431	1490*	1281*	1281*	902	1021	1281*	1255*	1255*	836	946	1255*
						(4433)*	(4433)*	(4220)	(4433)*	(4433)*	(3285)*	(3285)*	(2773)	(3156)	(3285)*	(2825)*	(2825)*	(1989)	(2252)	(2825)*	(2768)*	(2768)*	(1844)	(2086)	(2768)*
1 m (3' - 3")	-	-	-	-	-	2576*	2576*	1780	2073	2576*	1728*	1728*	1197	1368	1728*	1362*	1360	876	995	1362*	1295*	1263	815	925	1295*
						(5679)*	(5679)*	(3925)	(4571)	(5679)*	(3810)*	(3810)*	(2640)	(3017)	(3810)*	(3004)*	(2998)	(1933)	(2193)	(3004)*	(2855)*	(2785)	(1798)	(2039)	(2855)*
0 m (0' - 0")	4853*	4853*	3263	4024	4853*	2743*	2743*	1723	2012	2743*	1841*	1841*	1160	1329	1841*	1361*	1344	862	980	1361*	1343*	1330	854	970	1343*
	(10701)*	(10701)*	(7196)	(8873)	(10701)*	(6048)*	(6048)*	(3799)	(4437)	(6048)*	(4060)*	(4060)*	(2557)	(2931)	(4060)*	(3001)*	(2964)	(1901)	(2161)	(3001)*	(2961)*	(2933)	(1882)	(2139)	(2961)*
-1 m (-3' - 3")	4233*	4233*	3294	4058	4233*	2550*	2550*	1721	2010	2550*	1731*	1731*	1155	1324	1731*	-	-	-	-	-	1387*	1387*	982	1120	1387*
	(9334)*	(9334)*	(7263)	(8949)	(9334)*	(5623)*	(5623)*	(3794)	(4431)	(5623)*	(3817)*	(3817)*	(2546)	(2919)	(3817)*	-	-	-	-	-	(3058)*	(3058)*	(2166)	(2469)	(3058)*
-2 m (6' - 7")	3019*	3019*	3019*	3019*	3019*	1904*	1904*	1766	1904*	1904*	-	-	-	-	-	-	-	-	-	-	1375*	1375*	1362	1375*	1375*
	(6657)*	(6657)*	(6657)*	(6657)*	(6657)*	(4199)*	(4199)*	(3894)	(4199)*	(4199)*	-	-	-	-	-	-	-	-	-	-	(3031)*	(3031)*	(3003)	(3031)*	(3031)*

Tab.29: Lifting force table EW65 – Boom, short dipper stick, twin tires, dozer blade rear, bracket for grabber front

A B	2 m (6'-7")					3 m (9'-10")					4 m (13'-1")					5 m (16' - 5")									
	I	II	III	IV	V	I	II	III	IV	V	I	II	III	IV	V	I	II	III	IV	V	I	II	III	IV	V
4 m (13'-1")	-	-	-	-	-	-	-	-	-	-	1001*	1001*	1001*	1001*	1001*	-	-	-	-	-	1114*	1114*	982	1109	1114*
											(2208)*	(2208)*	(2208)*	(2208)*	(2208)*						(2457)*	(2457)*	(2164)	(2445)	(2457)*
3 m (9' - 10")	-	-	-	-	-	-	-	-	-	-	1113*	1113*	1113*	1113*	1113*	1105*	1105*	927	1047	1105*	1122*	1122*	830	938	1122*
											(2455)*	(2455)*	(2455)*	(2455)*	(2455)*	(2436)*	(2436)*	(2043)	(2309)	(2436)*	(2475)*	(2475)*	(1830)	(2069)	(2475)*
2 m (6' - 7")	-	-	-	-	-	1763*	1763*	1763*	1763*	1763*	1364*	1364*	1264	1364*	1364*	1193*	1193*	901	1020	1193*	1149*	1149*	760	862	1149*
						(3886)*	(3886)*	(3886)*	V*	(3886)*	(3007)*	(3007)*	(2788)	(3007)*	(3007)*	(2630)*	(2630)*	(1986)	(2250)	(2630)*	(2533)*	(2533)*	(1677)	(1900)	(2533)*
1 m (3' - 3")	-	-	-	-	-	2415*	2415*	1794	2089	2415*	1637*	1637*	1197	1369	1637*	1305*	1305*	870	988	1305*	1186*	1154	742	842	1186*
						(5324)*	(5324)*	(3957)	(4606)	(5324)*	(3609)*	(3609)*	(2639)	(3018)	(3609)*	(2877)*	(2877)*	(1917)	(2179)	(2877)*	(2615)*	(2545)	(1636)	(1857)	(2615)*
0 m (0' - 0")	5110*	5110*	3225	3983	5110*	2709*	2709*	1715	2004	2709*	1805*	1805*	1150	1320	1805*	1361*	1329	847	965	1361*	1231*	1206	771	877	1231*
	(11268)*	(11268)*	(7111)	(8782)	(11268)*	(5972)*	(5972)*	(3781)	(4419)	(5972)*	(3980)*	(3980)*	(2536)	(2910)	(3980)*	(3000)*	(2931)	(1868)	(2128)	(3000)*	(2714)*	(2660)	(1701)	(1935)	(2714)*
-1 m (-3' - 3")	4600*	4600*	3244	4004	4600*	2632*	2632*	1697	1985	2632*	1778*	1778*	1134	1303	1778*	-	-	-	-	-	1276*	1276*	869	991	1276*
	(10144)*	(10144)*	(7153)	(8829)	(10144)*	(5804)*	(5804)*	(3742)	(4378)	(5804)*	(3921)*	(3921)*	(2501)	(2874)	(3921)*	-	-	-	-	-	(2813)*	(2813)*	(1917)	(2185)	(2813)*
-2 m (6' - 7")	3576*	3576*	3313	3576*	3576*	2163*	2163*	1726	2017	2163*	1374*	1374*	1161	1332	1374*	-	-	-	-	-	1294*	1294*	1129	1293	1294*
	(7884)*	(7884)*	(7305)	(7884)*	(7884)*	(4769)*	(4769)*	(3806)	(4446)	(4769)*	(3031)*	(3031)*	(2561)	(2936)	(3031)*	-	-	-	-	-	(2853)*	(2853)*	(2490)	(2851)	(2853)*

Tab.30: Lifting force table EW65 – Boom, long dipper stick, twin tires, dozer blade rear, bracket for grabber front



**WACKER
NEUSON**
all it takes!

Lifting force tables EW65

A B	2 m (6'-7")					3 m (9'-10")					4 m (13'-1")					5 m (16' - 5")									
	I	II	III	IV	V	I	II	III	IV	V	I	II	III	IV	V	I	II	III	IV	V	I	II	III	IV	V
4 m (13'-1")	-	-	-	-	-	-	-	-	-	-	1161*	1161*	1161*	1161*	1161*	-	-	-	-	-	1227*	1227*	1122	1227*	1227*
3 m (9' - 10")	-	-	-	-	-	-	-	-	-	-	1252*	1252*	1252*	1252*	1252*	1226*	1226*	928	1039	1226*	1229*	1229*	927	1038	1229*
2 m (6' - 7")	-	-	-	-	-	2010*	2010*	1928	2010*	2010*	1490*	1490*	1267	1429	1490*	1281*	1281*	910	1019	1281*	1255*	1255*	843	944	1255*
1 m (3' - 3")	-	-	-	-	-	2576*	2576*	1794	2069	2576*	1728*	1728*	1207	1366	1728*	1362*	1362*	884	993	1362*	1295*	1284	822	923	1295*
0 m (0' - 0")	4853*	4853*	3289	4017	4853*	2743*	2743*	1737	2008	2743*	1841*	1841*	1169	1327	1841*	1361*	1361*	869	978	1361*	1343*	1343*	861	968	1343*
-1 m (-3' - 3")	4233*	4233*	3320	4051	4233*	2550*	2550*	1735	2006	2550*	1731*	1731*	1164	1321	1731*	-	-	-	-	-	1387*	1387*	990	1117	1387*
-2 m (6' - 7")	3019*	3019*	3019*	3019*	3019*	1904*	1904*	1780	1904*	1904*	-	-	-	-	-	-	-	-	-	-	1375*	1375*	1373	1375*	1375*

Tab.31: Lifting force table EW65 – Boom, short dipper stick, twin tires, Stabilizers rear, bracket for grabber front

A B	2 m (6'-7")					3 m (9'-10")					4 m (13'-1")					5 m (16' - 5")									
	I	II	III	IV	V	I	II	III	IV	V	I	II	III	IV	V	I	II	III	IV	V	I	II	III	IV	V
4 m (13'-1")	-	-	-	-	-	-	-	-	-	-	1001*	1001*	1001*	1001*	1001*	-	-	-	-	-	1114*	1114*	989	1107	1114*
3 m (9' - 10")	-	-	-	-	-	-	-	-	-	-	1113*	1113*	1113*	1113*	1113*	1105*	1105*	934	1045	1105*	1122*	1122*	837	937	1122*
2 m (6' - 7")	-	-	-	-	-	1763*	1763*	1763*	1763*	1763*	1364*	1364*	1274	1364*	1364*	1193*	1193*	908	1018	1193*	1149*	1149*	767	860	1149*
1 m (3' - 3")	-	-	-	-	-	2415*	2415*	1808	2085	2415*	1637*	1637*	1206	1366	1637*	1305*	1305*	877	986	1305*	1186*	1174	749	841	1186*
0 m (0' - 0")	5110*	5110*	3251	3975	5110*	2709*	2709*	1729	2000	2709*	1805*	1805*	1160	1317	1805*	1361*	1352	854	963	1361*	1231*	1227	778	876	1231*
-1 m (-3' - 3")	4600*	4600*	3270	3997	4600*	2632*	2632*	1711	1982	2632*	1778*	1778*	1144	1301	1778*	-	-	-	-	-	1276*	1276*	877	989	1276*
-2 m (6' - 7")	3576*	3576*	3339	3576*	3576*	2163*	2163*	1740	2013	2163*	1374*	1374*	1171	1329	1374*	-	-	-	-	-	1294*	1294*	1138	1290	1294*

Tab.32: Lifting force table EW65 – Boom, long dipper stick, stabilizers rear, bracket for grabber front



**WACKER
NEUSON**
all it takes!

Lifting force tables EW65

A B	2 m (6'-7")					3 m (9'-10")					4 m (13'-1")					5 m (16' - 5")									
	I	II	III	IV	V	I	II	III	IV	V	I	II	III	IV	V	I	II	III	IV	V	I	II	III	IV	V
4 m (13'-1")	-	-	-	-	-	-	-	-	-	-	1161*	1161*	1161*	1161*	1161*	-	-	-	-	-	1227*	1227*	1207	1227*	1227*
3 m (9' - 10")	-	-	-	-	-	-	-	-	-	-	1252*	1252*	1252*	1252*	1252*	1226*	1226*	1003	1226*	1226*	1229*	1229*	1002	1229*	1229*
2 m (6' - 7")	-	-	-	-	-	2010*	2010*	2010*	2010*	2010*	1490*	1490*	1365	1490*	1490*	1281*	1281*	984	1281*	1281*	1255*	1244	914	1192	1255*
1 m (3' - 3")	-	-	-	-	-	2576*	2576*	1937	2576*	2576*	1728*	1728*	1305	1716	1728*	1362*	1314	959	1256	1362*	1295*	1220	893	1170	1295*
0 m (0' - 0")	4853*	4853*	3553	4853*	4853*	2743*	2743*	1880	2529	2743*	1841*	1784	1268	1676	1841*	1361*	1299	944	1241	1361*	1343*	1285	935	1229	1343*
-1 m (-3' - 3")	4233*	4233*	3584	4233*	4233*	2550*	2550*	1878	2526	2550*	1731*	1731*	1262	1671	1731*	-	-	-	-	-	1387*	1387*	1074	1387*	1387*
-2 m (6' - 7")	3019*	3019*	3019*	3019*	3019*	1904*	1904*	1904*	1904*	1904*	-	-	-	-	-	-	-	-	-	-	1375*	1375*	1375*	1375*	1375*

Tab.33: Lifting force table EW65 – Boom, short dipper stick, twin tires, stabilizers rear, parallel blade front

A B	2 m (6'-7")					3 m (9'-10")					4 m (13'-1")					5 m (16' - 5")									
	I	II	III	IV	V	I	II	III	IV	V	I	II	III	IV	V	I	II	III	IV	V	I	II	III	IV	V
4 m (13'-1")	-	-	-	-	-	-	-	-	-	-	1001*	1001*	1001*	1001*	1001*	-	-	-	-	-	1114*	1114*	1067	1114*	1114*
3 m (9' - 10")	-	-	-	-	-	-	-	-	-	-	1113*	1113*	1113*	1113*	1113*	1105*	1105*	1009	1105*	1105*	1122*	1122*	906	1122*	1122*
2 m (6' - 7")	-	-	-	-	-	1763*	1763*	1763*	1763*	1763*	1364*	1364*	1364*	1364*	1364*	1193*	1193*	983	1193*	1193*	1149*	1135	833	1091	1149*
1 m (3' - 3")	-	-	-	-	-	2415*	2415*	1952	2415*	2415*	1637*	1637*	1305	1637*	1637*	1305*	1305*	952	1250	1305*	1186*	1115	814	1072	1186*
0 m (0' - 0")	5110*	5110*	3515	4991	5110*	2709*	2709*	1872	2521	2709*	1805*	1775	1258	1667	1805*	1361*	1284	929	1226	1361*	1231*	1165	847	1117	1231*
-1 m (-3' - 3")	4600*	4600*	3534	4600*	4600*	2632*	2632*	1854	2502	2632*	1778*	1757	1242	1650	1778*	-	-	-	-	-	1276*	1276*	953	1259	1276*
-2 m (6' - 7")	3576*	3576*	3576*	3576*	3576*	2163*	2163*	1883	2163*	2163*	1374*	1374*	1269	1374*	1374*	-	-	-	-	-	1294*	1294*	1234	1294*	1294*

Tab.34: Lifting force table EW65 – Boom, long dipper stick, twin tires, stabilizers rear, parallel blade front



**WACKER
NEUSON**
all it takes!

Lifting force tables EW65

A B	2 m (6'-7")					3 m (9'-10")					4 m (13'-1")					5 m (16' - 5")									
	I	II	III	IV	V	I	II	III	IV	V	I	II	III	IV	V	I	II	III	IV	V	I	II	III	IV	V
4 m (13'-1")	-	-	-	-	-	-	-	-	-	-	1161*	1161*	1161*	1161*	1161*	-	-	-	-	-	1227*	1227*	1207	1227*	1227*
3 m (9' - 10")	-	-	-	-	-	-	-	-	-	-	1252*	1252*	1252*	1252*	1252*	1226*	1226*	1003	1226*	1226*	1229*	1229*	1002	1229*	1229*
2 m (6' - 7")	-	-	-	-	-	2010*	2010*	2010*	2010*	2010*	1490*	1490*	1365	1490*	1490*	1281*	1281*	984	1217	1281*	1255*	1255*	914	1130	1255*
1 m (3' - 3")	-	-	-	-	-	2576*	2576*	1937	2459	2576*	1728*	1728*	1305	1628	1728*	1362*	1362*	959	1190	1362*	1295*	1286	893	1108	1295*
0 m (0' - 0")	4853*	4853*	3553	4777	4853*	2743*	2743*	1880	2398	2743*	1841*	1841*	1268	1588	1841*	1361*	1361*	944	1175	1361*	1343*	1343*	935	1163	1343*
-1 m -(3' - 3")	4233*	4233*	3584	4233*	4233*	2550*	2550*	1878	2395	2550*	1731*	1731*	1262	1583	1731*	-	-	-	-	-	1387*	1387*	1074	1340	1387*
-2 m (6' - 7")	3019*	3019*	3019*	3019*	3019*	1904*	1904*	1904*	1904*	1904*	-	-	-	-	-	-	-	-	-	-	1375*	1375*	1375*	1375*	1375*

Tab.35: Lifting force table EW65 – Boom, short dipper stick, twin tires, stabilizers front, parallel blade rear

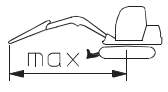
A B	2 m (6'-7")					3 m (9'-10")					4 m (13'-1")					5 m (16' - 5")									
	I	II	III	IV	V	I	II	III	IV	V	I	II	III	IV	V	I	II	III	IV	V	I	II	III	IV	V
4 m (13'-1")	-	-	-	-	-	-	-	-	-	-	1001*	1001*	1001*	1001*	1001*	-	-	-	-	-	1114*	1114*	1067	1114*	1114*
3 m (9' - 10")	-	-	-	-	-	-	-	-	-	-	1113*	1113*	1113*	1113*	1113*	1105*	1105*	1009	1105*	1105*	1122*	1122*	906	1119	1122*
2 m (6' - 7")	-	-	-	-	-	1763*	1763*	1763*	1763*	1763*	1364*	1364*	1364*	1364*	1364*	1193*	1193*	983	1193*	1193*	1149*	1149*	833	1033	1149*
1 m (3' - 3")	-	-	-	-	-	2415*	2415*	1952	2415*	2415*	1637*	1637*	1305	1628	1637*	1305*	1305*	952	1183	1305*	1186*	1175	814	1014	1186*
0 m (0' - 0")	5110*	5110*	3515	4736	5110*	2709*	2709*	1872	2390	2709*	1805*	1805*	1258	1579	1805*	1361*	1353	929	1160	1361*	1231*	1228	847	1057	1231*
-1 m -(3' - 3")	4600*	4600*	3534	4600*	4600*	2632*	2632*	1854	2371	2632*	1778*	1778*	1242	1562	1778*	-	-	-	-	-	1276*	1276*	953	1191	1276*
-2 m (6' - 7")	3576*	3576*	3576*	3576*	3576*	2163*	2163*	1883	2163*	2163*	1374*	1374*	1269	1374*	1374*	-	-	-	-	-	1294*	1294*	1234	1294*	1294*

Tab.36: Lifting force table EW65 – Boom, long dipper stick, twin tires, stabilizers front, parallel blade rear




**WACKER
NEUSON**
all it takes!

Lifting force tables EW65

A B	2 m (6'-7")					3 m (9'-10")					4 m (13'-1")					5 m (16' - 5")									
	I	II	III	IV	V	I	II	III	IV	V	I	II	III	IV	V	I	II	III	IV	V	I	II	III	IV	V
4 m (13'-1")	-	-	-	-	-	-	-	-	-	-	1161*	1161*	1161*	1161*	1161*	-	-	-	-	-	1227*	1227*	1136	1227*	1227*
											(2560)*	(2560)*	(2560)*	(2560)*	(2560)*						(2706)*	(2706)*	(2505)	(2706)*	(2706)*
3 m (9' - 10")	-	-	-	-	-	-	-	-	-	-	1252*	1252*	1252*	1252*	1252*	1226*	1226*	941	1024	1226*	1229*	1229*	940	1022	1229*
											(2761)*	(2761)*	(2761)*	(2761)*	(2761)*	(2703)*	(2703)*	(2075)	(2257)	(2703)*	(2710)*	(2710)*	(2072)	(2254)	(2710)*
2 m (6' - 7")	-	-	-	-	-	2010*	2010*	1952	2010*	2010*	1490*	1490*	1284	1409	1490*	1281*	1281*	922	1004	1281*	1255*	1255*	855	930	1255*
						(4433)*	(4433)*	(4304)	(4433)*	(4433)*	(3285)*	(3285)*	(2831)	(3106)	(3285)*	(2825)*	(2825)*	(2033)	(2214)	(2825)*	(2768)*	(2768)*	(1885)	(2051)	(2768)*
1 m (3' - 3")	-	-	-	-	-	2576*	2576*	1818	2039	2576*	1728*	1728*	1223	1346	1728*	1362*	1362*	896	978	1362*	1295*	1295*	834	908	1295*
						(5679)*	(5679)*	(4009)	(4496)	(5679)*	(3810)*	(3810)*	(2698)	(2967)	(3810)*	(3004)*	(3004)*	(1977)	(2156)	(3004)*	(2855)*	(2855)*	(1839)	(2003)	(2855)*
0 m (0' - 0")	4853*	4853*	3334	3958	4853*	2743*	2743*	1761	1978	2743*	1841*	1841*	1186	1306	1841*	1361*	1361*	882	963	1361*	1343*	1343*	873	953	1343*
	(10701)*	(10701)*	(7351)	(8727)	(10701)*	(6048)*	(6048)*	(3883)	(4362)	(6048)*	(4060)*	(4060)*	(2615)	(2881)	(4060)*	(3001)*	(3001)*	(1945)	(2123)	(3001)*	(2961)*	(2961)*	(1926)	(2101)	(2961)*
-1 m -(3' - 3")	4233*	4233*	3364	3992	4233*	2550*	2550*	1759	1976	2550*	1731*	1731*	1181	1301	1731*	-	-	-	-	-	1387*	1387*	1005	1100	1387*
	(9334)*	(9334)*	(7418)	(8802)	(9334)*	(5623)*	(5623)*	(3878)	(4356)	(5623)*	(3817)*	(3817)*	(2603)	(2869)	(3817)*	-	-	-	-	-	(3058)*	(3058)*	(2215)	(2426)	(3058)*
-2 m (6' - 7")	3019*	3019*	3019*	3019*	3019*	1904*	1904*	1804	1904*	1904*	-	-	-	-	-	-	-	-	-	-	1375*	1375*	1375*	1375*	1375*
	(6657)*	(6657)*	(6657)*	(6657)*	(6657)*	(4199)*	(4199)*	(3978)	(4199)*	(4199)*	-	-	-	-	-	-	-	-	-	-	(3031)*	(3031)*	(3031)*	(3031)*	(3031)*

Tab.37: Lifting force table EW65 – Boom, short dipper stick, twin tires, bracket for grabber front, parallel blade rear

A B	2 m (6'-7")					3 m (9'-10")					4 m (13'-1")					5 m (16' - 5")									
	I	II	III	IV	V	I	II	III	IV	V	I	II	III	IV	V	I	II	III	IV	V	I	II	III	IV	V
4 m (13'-1")	-	-	-	-	-	-	-	-	-	-	1001*	1001*	1001*	1001*	1001*	-	-	-	-	-	1114*	1114*	1002	1091	1114*
											(2208)*	(2208)*	(2208)*	(2208)*	(2208)*						(2457)*	(2457)*	(2210)	(2406)	(2457)*
3 m (9' - 10")	-	-	-	-	-	-	-	-	-	-	1113*	1113*	1113*	1113*	1113*	1105*	1105*	947	1030	1105*	1122*	1122*	848	922	1122*
											(2455)*	(2455)*	(2455)*	(2455)*	(2455)*	(2436)*	(2436)*	(2087)	(2271)	(2436)*	(2475)*	(2475)*	(1870)	(2034)	(2475)*
2 m (6' - 7")	-	-	-	-	-	1763*	1763*	1763*	1763*	1763*	1364*	1364*	1291	1364*	1364*	1193*	1193*	921	1003	1193*	1149*	1149*	778	846	1149*
						(3886)*	(3886)*	(3886)*	V*	(3886)*	(3007)*	(3007)*	(2846)	(3007)*	(3007)*	(2630)*	(2630)*	(2030)	(2212)	(2630)*	(2533)*	(2533)*	(1715)	(1866)	(2533)*
1 m (3' - 3")	-	-	-	-	-	2415*	2415*	1832	2055	2415*	1637*	1637*	1223	1346	1637*	1305*	1305*	889	971	1305*	1186*	1186*	760	827	1186*
						(5324)*	(5324)*	(4041)	(4532)	(5324)*	(3609)*	(3609)*	(2697)	(2968)	(3609)*	(2877)*	(2877)*	(1961)	(2141)	(2877)*	(2615)*	(2615)*	(1675)	(1824)	(2615)*
0 m (0' - 0")	5110*	5110*	3295	3917	5110*	2709*	2709*	1753	1970	2709*	1805*	1805*	1176	1297	1805*	1361*	1361*	867	948	1361*	1231*	1231*	790	862	1231*
	(11268)*	(11268)*	(7266)	(8636)	(11268)*	(5972)*	(5972)*	(3865)	(4344)	(5972)*	(3980)*	(3980)*	(2593)	(2860)	(3980)*	(3000)*	(3000)*	(1912)	(2090)	(3000)*	(2714)*	(2714)*	(1741)	(1900)	(2714)*
-1 m -(3' - 3")	4600*	4600*	3314	3938	4600*	2632*	2632*	1735	1952	2632*	1778*	1778*	1160	1280	1778*	-	-	-	-	-	1276*	1276*	890	973	1276*
	(10144)*	(10144)*	(7308)	(8683)	(10144)*	(5804)*	(5804)*	(3826)	(4303)	(5804)*	(3921)*	(3921)*	(2558)	(2823)	(3921)*	-	-	-	-	-	(2813)*	(2813)*	(1962)	(2146)	(2813)*
-2 m (6' - 7")	3576*	3576*	3383	3576*	3576*	2163*	2163*	1764	1983	2163*	1374*	1374*	1187	1309	1374*	-	-	-	-	-	1294*	1294*	1154	1271	1294*
	(7884)*	(7884)*	(7460)	(7884)*	(7884)*	(4769)*	(4769)*	(3890)	(4372)	(4769)*	(3031)*	(3031)*	(2618)	(2886)	(3031)*	-	-	-	-	-	(2853)*	(2853)*	(2546)	(2802)	(2853)*

Tab.38: Lifting force table EW65 – Boom, long dipper stick, twin tires, bracket for grabber front, parallel blade rear



**WACKER
NEUSON**
all it takes!

Lifting force tables EW65

A B	2 m (6'-7")					3 m (9'-10")					4 m (13'-1")					5 m (16' - 5")									
	I	II	III	IV	V	I	II	III	IV	V	I	II	III	IV	V	I	II	III	IV	V	I	II	III	IV	V
4 m (13'-1")	-	-	-	-	-	-	-	-	-	-	1161*	1161*	1161*	1161*	1161*	-	-	-	-	-	1227*	1227*	1150	1227*	1227*
											(2560)*	(2560)*	(2560)*	(2560)*	(2560)*						(2706)*	(2706)*	(2537)	(2706)*	(2706)*
3 m (9' - 10")	-	-	-	-	-	-	-	-	-	-	1252*	1252*	1252*	1252*	1252*	1226*	1183	953	1226*	1226*	1229*	1182	952	1229*	1229*
											(2761)*	(2761)*	(2761)*	(2761)*	(2761)*	(2703)*	(2609)	(2102)	(2703)*	(2703)*	(2710)*	(2606)	(2100)	(2710)*	(2710)*
2 m (6' - 7")	-	-	-	-	-	2010*	2010*	1976	2010*	2010*	1490*	1490*	1300	1490*	1490*	1281*	1163	935	1281*	1281*	1255*	1076	867	1229	1229
						(4433)*	(4433)*	(4357)	(4433)*	(4433)*	(3285)*	(3285)*	(2867)	(3285)*	(3285)*	(2825)*	(2564)	(2061)	(2825)*	(2825)*	(2768)*	(2372)	(1911)	(2709)	(2709)
1 m (3' - 3")	-	-	-	-	-	2576*	2481	1842	2576*	2576*	1728*	1584	1240	1728*	1728*	1362*	1135	909	1294	1294	1295*	1053	846	1206	1206
						(5679)*	(5471)	(4062)	(5679)*	(5679)*	(3810)*	(3493)	(2734)	(3810)*	(3810)*	(3004)*	(2503)	(2004)	(2854)	(2854)	(2855)*	(2321)	(1865)	(2660)	(2660)
0 m (0' - 0")	4853*	4853*	3378	4853*	4853*	2743*	2414	1785	2604	2604	1841*	1542	1202	1727	1727	1361*	1119	895	1280	1280	1343*	1108	886	1267	1267
	(10701)*	(10701)*	(7448)	(10701)*	(10701)*	(6048)*	(5323)	(3936)	(5742)	(5742)	(4060)*	(3400)	(2651)	(3808)	(3808)	(3001)*	(2468)	(1972)	(2822)	(2822)	(2961)*	(2442)	(1953)	(2794)	(2794)
-1 m -(3' - 3")	4233*	4233*	3408	4233*	4233*	2550*	2411	1783	2550*	2550*	1731*	1536	1197	1722	1722	-	-	-	-	-	1387*	1286	1019	1387*	1387*
	(9334)*	(9334)*	(7515)	(9334)*	(9334)*	(5623)*	(5317)	(3931)	(5623)*	(5623)*	(3817)*	(3388)	(2640)	(3797)	(3797)						(3058)*	(2836)	(2246)	(3058)*	(3058)*
-2 m (6' - 7")	3019*	3019*	3019*	3019*	3019*	1904*	1904*	1828	1904*	1904*	-	-	-	-	-	-	-	-	-	-	1375*	1375*	1375*	1375*	1375*
	(6657)*	(6657)*	(6657)*	(6657)*	(6657)*	(4199)*	(4199)*	(4030)	(4199)*	(4199)*											(3031)*	(3031)*	(3031)*	(3031)*	(3031)*

Tab.39: Lifting force table EW65 – Boom, short dipper stick, twin tires, parallel blade front

A B	2 m (6'-7")					3 m (9'-10")					4 m (13'-1")					5 m (16' - 5")									
	I	II	III	IV	V	I	II	III	IV	V	I	II	III	IV	V	I	II	III	IV	V	I	II	III	IV	V
4 m (13'-1")	-	-	-	-	-	-	-	-	-	-	1001*	1001*	1001*	1001*	1001*	-	-	-	-	-	1114*	1114*	1015	1114*	1114*
											(2208)*	(2208)*	(2208)*	(2208)*	(2208)*						(2457)*	(2457)*	(2239)	(2457)*	(2457)*
3 m (9' - 10")	-	-	-	-	-	-	-	-	-	-	1113*	1113*	1113*	1113*	1113*	1105*	1105*	959	1105*	1105*	1122*	1066	860	1122*	1122*
											(2455)*	(2455)*	(2455)*	(2455)*	(2455)*	(2436)*	(2436)*	(2115)	(2436)*	(2436)*	(2475)*	(2350)	(1896)	(2475)*	(2475)*
2 m (6' - 7")	-	-	-	-	-	1763*	1763*	1763*	1763*	1763*	1364*	1364*	1307	1364*	1364*	1193*	1163	933	1193*	1193*	1149*	979	789	1125	1125
						(3886)*	(3886)*	(3886)*	V*	(3886)*	(3007)*	(3007)*	(2882)	(3007)*	(3007)*	(2630)*	(2564)	(2058)	(2630)*	(2630)*	(2533)*	(2158)	(1740)	(2481)	(2481)
1 m (3' - 3")	-	-	-	-	-	2415*	2415*	1856	2415*	2415*	1637*	1586	1239	1637*	1637*	1305*	1129	902	1288	1288	1186*	958	771	1105	1105
						(5324)*	(5324)*	(4093)	(5324)*	(5324)*	(3609)*	(3496)	(2733)	(3609)*	(3609)*	(2877)*	(2489)	(1989)	(2840)	(2840)	(2615)*	(2113)	(1699)	(2437)	(2437)
0 m (0' - 0")	5110*	5110*	3339	5110*	5110*	2709*	2407	1777	2596	2596	1805*	1533	1193	1718	1718	1361*	1105	880	1265	1265	1231*	1001	801	1153	1153
	(11268)*	(11268)*	(7363)	(11268)*	(11268)*	(5972)*	(5307)	(3918)	(5725)	(5725)	(3980)*	(3381)	(2629)	(3788)	(3788)	(3000)*	(2436)	(1939)	(2789)	(2789)	(2714)*	(2207)	(1767)	(2541)	(2541)
-1 m -(3' - 3")	4600*	4600*	3358	4600*	4600*	2632*	2386	1759	2578	2578	1778*	1515	1177	1701	1701	-	-	-	-	-	1276*	1135	903	1276*	1276*
	(10144)*	(10144)*	(7405)	(10144)*	(10144)*	(5804)*	(5262)	(3879)	(5684)	(5684)	(3921)*	(3342)	(2595)	(3751)	(3751)						(2813)*	(2504)	(1990)	(2813)*	(2813)*
-2 m (6' - 7")	3576*	3576*	3427	3576*	3576*	2163*	2163*	1788	2163*	2163*	1374*	1374*	1204	1374*	1374*	-	-	-	-	-	1294*	1294*	1170	1294*	1294*
	(7884)*	(7884)*	(7557)	(7884)*	(7884)*	(4769)*	(4769)*	(3943)	(4769)*	(4769)*	(3031)*	(3031)*	(2655)	(3031)*	(3031)*						(2853)*	(2853)*	(2581)	(2853)*	(2853)*

Tab.40: Lifting force table EW65 – Boom, long dipper stick, twin tires, parallel blade front



**WACKER
NEUSON**
all it takes!

Lifting force tables EW65

A B	2 m (6'-7")					3 m (9'-10")					4 m (13'-1")					5 m (16' - 5")									
	I	II	III	IV	V	I	II	III	IV	V	I	II	III	IV	V	I	II	III	IV	V	I	II	III	IV	V
4 m (13'-1")	-	-	-	-	-	-	-	-	-	-	1161*	1161*	1161*	1161*	1161*	-	-	-	-	-	1227*	1227*	1128	1227*	1227*
3 m (9' - 10")	-	-	-	-	-	-	-	-	-	-	1252*	1252*	1252*	1252*	1252*	1226*	1202	934	1226*	1226*	1229*	1201	933	1229*	1229*
2 m (6' - 7")	-	-	-	-	-	2010*	2010*	1938	2010*	2010*	1490*	1490*	1275	1490*	1490*	1281*	1182	915	1252	1252	1255*	1093	848	1163	1163
1 m (3' - 3")	-	-	-	-	-	2576*	2520	1805	2528	2528	1728*	1609	1214	1674	1674	1362*	1154	889	1225	1225	1295*	1070	828	1141	1141
0 m (0' - 0")	4853*	4853*	3309	4853*	4853*	2743*	2453	1748	2467	2467	1841*	1567	1177	1635	1635	1361*	1138	875	1210	1210	1343*	1126	866	1198	1198
-1 m (-3' - 3")	4233*	4233*	3339	4233*	4233*	2550*	2450	1746	2464	2464	1731*	1561	1172	1630	1630	-	-	-	-	-	1387*	1307	997	1379	1379
-2 m (6' - 7")	3019*	3019*	3019*	3019*	3019*	1904*	1904*	1791	1904*	1904*	-	-	-	-	-	-	-	-	-	-	1375*	1375*	1375*	1375*	1375*

Tab.41: Lifting force table EW65 – Boom, short dipper stick, twin tires, dozer blade front

A B	2 m (6'-7")					3 m (9'-10")					4 m (13'-1")					5 m (16' - 5")									
	I	II	III	IV	V	I	II	III	IV	V	I	II	III	IV	V	I	II	III	IV	V	I	II	III	IV	V
4 m (13'-1")	-	-	-	-	-	-	-	-	-	-	1001*	1001*	1001*	1001*	1001*	-	-	-	-	-	1114*	1114*	995	1114*	1114*
3 m (9' - 10")	-	-	-	-	-	-	-	-	-	-	1113*	1113*	1113*	1113*	1113*	1105*	1105*	940	1105*	1105*	1122*	1083	842	1122*	1122*
2 m (6' - 7")	-	-	-	-	-	1763*	1763*	1763*	1763*	1763*	1364*	1364*	1281	1364*	1364*	1193*	1181	914	1193*	1193*	1149*	995	772	1064	1064
1 m (3' - 3")	-	-	-	-	-	2415*	2415*	1819	2415*	2415*	1637*	1611	1214	1637*	1637*	1305*	1148	882	1218	1218	1186*	975	753	1044	1044
0 m (0' - 0")	5110*	5110*	3270	4871	4871	2709*	2446	1739	2459	2459	1805*	1558	1167	1625	1625	1361*	1123	860	1195	1195	1231*	1018	783	1089	1089
-1 m (-3' - 3")	4600*	4600*	3290	4600*	4600*	2632*	2425	1722	2440	2440	1778*	1541	1151	1609	1609	-	-	-	-	-	1276*	1155	883	1227	1227
-2 m (6' - 7")	3576*	3576*	3358	3576*	3576*	2163*	2163*	1751	2163*	2163*	1374*	1374*	1178	1374*	1374*	-	-	-	-	-	1294*	1294*	1146	1294*	1294*

Tab.42: Lifting force table EW65 – Boom, long dipper stick, twin tires, dozer blade front



**WACKER
NEUSON**
all it takes!

Lifting force tables EW65

A B	2 m (6'-7")					3 m (9'-10")					4 m (13'-1")					5 m (16' - 5")									
	I	II	III	IV	V	I	II	III	IV	V	I	II	III	IV	V	I	II	III	IV	V	I	II	III	IV	V
4 m (13'-1")	-	-	-	-	-	-	-	-	-	-	1161*	1161*	1161*	1161*	1161*	-	-	-	-	-	1227*	1227*	1009	1207	1227*
	-	-	-	-	-	-	-	-	-	-	(2560)*	(2560)*	(2560)*	(2560)*	(2560)*	-	-	-	-	-	(2706)*	(2706)*	(2225)	(2662)	(2706)*
3 m (9' - 10")	-	-	-	-	-	-	-	-	-	-	1252*	1252*	1195	1252*	1252*	1226*	1226*	832	996	1226*	1229*	1229*	831	995	1229*
	-	-	-	-	-	-	-	-	-	-	(2761)*	(2761)*	(2635)	(2761)*	(2761)*	(2703)*	(2703)*	(1834)	(2197)	(2703)*	(2710)*	(2710)*	(1832)	(2194)	(2710)*
2 m (6' - 7")	-	-	-	-	-	2010*	2010*	1726	2010*	2010*	1490*	1490*	1136	1372	1490*	1281*	1281*	813	977	1281*	1255*	1243	753	904	1255*
	-	-	-	-	-	(4433)*	(4433)*	(3806)	(4433)*	(4433)*	(3285)*	(3285)*	(2506)	(3026)	(3285)*	(2825)*	(2825)*	(1793)	(2154)	(2825)*	(2768)*	(2740)	(1659)	(1994)	(2768)*
1 m (3' - 3")	-	-	-	-	-	2576*	2576*	1595	1985	2576*	1728*	1728*	1077	1310	1728*	1362*	1313	788	950	1362*	1295*	1219	732	883	1295*
	-	-	-	-	-	(5679)*	(5679)*	(3517)	(4378)	(5679)*	(3810)*	(3810)*	(2374)	(2888)	(3810)*	(3004)*	(2895)	(1737)	(2096)	(3004)*	(2855)*	(2688)	(1615)	(1947)	(2855)*
0 m (0' - 0")	4853*	4853*	2877	3853	4853*	2743*	2743*	1539	1924	2743*	1841*	1783	1040	1270	1841*	1361*	1297	773	936	1361*	1343*	1284	766	926	1343*
	(10701)*	(10701)*	(6344)	(8496)	(10701)*	(6048)*	(6048)*	(3393)	(4243)	(6048)*	(4060)*	(3931)	(2293)	(2801)	(4060)*	(3001)*	(2861)	(1705)	(2063)	(3001)*	(2961)*	(2831)	(1689)	(2042)	(2961)*
-1 m (-3' - 3")	4233*	4233*	2906	3887	4233*	2550*	2550*	1537	1922	2550*	1731*	1731*	1035	1265	1731*	-	-	-	-	-	1387*	1387*	882	1070	1387*
	(9334)*	(9334)*	(6409)	(8571)	(9334)*	(5623)*	(5623)*	(3388)	(4238)	(5623)*	(3817)*	(3817)*	(2281)	(2789)	(3817)*	-	-	-	-	-	(3058)*	(3058)*	(1944)	(2358)	(3058)*
-2 m (6' - 7")	3019*	3019*	2987	3019*	3019*	1904*	1904*	1581	1904*	1904*	-	-	-	-	-	-	-	-	-	-	1375*	1375*	1223	1375*	1375*
	(6657)*	(6657)*	(6586)	(6657)*	(6657)*	(4199)*	(4199)*	(3486)	(4199)*	(4199)*	-	-	-	-	-	-	-	-	-	-	(3031)*	(3031)*	(2697)	(3031)*	(3031)*

Tab.43: Lifting force table EW65 – Boom short dipper stick, single tires, dozer blade rear, bracket for grabber front

A B	2 m (6'-7")					3 m (9'-10")					4 m (13'-1")					5 m (16' - 5")									
	I	II	III	IV	V	I	II	III	IV	V	I	II	III	IV	V	I	II	III	IV	V	I	II	III	IV	V
4 m (13'-1")	-	-	-	-	-	-	-	-	-	-	1001*	1001*	1001*	1001*	1001*	-	-	-	-	-	1114*	1114*	888	1063	1114*
	-	-	-	-	-	-	-	-	-	-	(2208)*	(2208)*	(2208)*	(2208)*	(2208)*	-	-	-	-	-	(2457)*	(2457)*	(1958)	(2343)	(2457)*
3 m (9' - 10")	-	-	-	-	-	-	-	-	-	-	1113*	1113*	1113*	1113*	1113*	1105*	1105*	837	1003	1105*	1122*	1122*	748	897	1122*
	-	-	-	-	-	-	-	-	-	-	(2455)*	(2455)*	(2455)*	(2455)*	(2455)*	(2436)*	(2436)*	(1846)	(2211)	(2436)*	(2475)*	(2475)*	(1649)	(1979)	(2475)*
2 m (6' - 7")	-	-	-	-	-	1763*	1763*	1757	1763*	1763*	1364*	1364*	1143	1364*	1364*	1193*	1193*	812	976	1193*	1149*	1134	683	823	1149*
	-	-	-	-	-	(3886)*	(3886)*	(3875)	V*	(3886)*	(3007)*	(3007)*	(2520)	(3007)*	(3007)*	(2630)*	(2630)*	(1790)	(2152)	(2630)*	(2533)*	(2501)	(1506)	(1814)	(2533)*
1 m (3' - 3")	-	-	-	-	-	2415*	2415*	1608	2002	2415*	1637*	1637*	1076	1310	1637*	1305*	1305*	781	944	1305*	1186*	1114	665	804	1186*
	-	-	-	-	-	(5324)*	(5324)*	(3547)	(4413)	(5324)*	(3609)*	(3609)*	(2373)	(2888)	(3609)*	(2877)*	(2877)*	(1721)	(2081)	(2877)*	(2615)*	(2456)	(1466)	(1772)	(2615)*
0 m (0' - 0")	5110*	5110*	2839	3812	5110*	2709*	2709*	1530	1917	2709*	1805*	1774	1030	1261	1805*	1361*	1283	758	921	1361*	1231*	1164	690	837	1231*
	(11268)*	(11268)*	(6261)	(8405)	(11268)*	(5972)*	(5972)*	(3374)	(4226)	(5972)*	(3980)*	(3911)	(2271)	(2780)	(3980)*	(3000)*	(2828)	(1672)	(2030)	(3000)*	(2714)*	(2566)	(1522)	(1845)	(2714)*
-1 m (-3' - 3")	4600*	4600*	2858	3833	4600*	2632*	2632*	1513	1898	2632*	1778*	1756	1014	1244	1778*	-	-	-	-	-	1276*	1276*	779	946	1276*
	(10144)*	(10144)*	(6301)	(8452)	(10144)*	(5804)*	(5804)*	(3336)	(4185)	(5804)*	(3921)*	(3872)	(2236)	(2744)	(3921)*	-	-	-	-	-	(2813)*	(2813)*	(1717)	(2085)	(2813)*
-2 m (6' - 7")	3576*	3576*	2924	3576*	3576*	2163*	2163*	1542	1929	2163*	1374*	1374*	1041	1273	1374*	-	-	-	-	-	1294*	1294*	1013	1236	1294*
	(7884)*	(7884)*	(6448)	(7884)*	(7884)*	(4769)*	(4769)*	(3399)	(4253)	(4769)*	(3031)*	(3031)*	(2296)	(2806)	(3031)*	-	-	-	-	-	(2853)*	(2853)*	(2233)	(2725)	(2853)*

Tab.44: Lifting force table EW65 – Boom, long dipper stick, single tires, dozer blade rear, bracket for grabber front



**WACKER
NEUSON**
all it takes!

Lifting force tables EW65

A B	2 m (6'-7")					3 m (9'-10")					4 m (13'-1")					5 m (16' - 5")									
	I	II	III	IV	V	I	II	III	IV	V	I	II	III	IV	V	I	II	III	IV	V	I	II	III	IV	V
4 m (13'-1")	-	-	-	-	-	-	-	-	-	-	1161*	1161*	1161*	1161*	1161*	-	-	-	-	-	1227*	1227*	1017	1205	1227*
	-	-	-	-	-	-	-	-	-	-	(2560)*	(2560)*	(2560)*	(2560)*	(2560)*	-	-	-	-	-	(2706)*	(2706)*	(2243)	(2657)	(2706)*
3 m (9' - 10")	-	-	-	-	-	-	-	-	-	-	1252*	1252*	1204	1252*	1252*	1226*	1226*	839	995	1226*	1229*	1229*	838	993	1229*
	-	-	-	-	-	-	-	-	-	-	(2761)*	(2761)*	(2655)	(2761)*	(2761)*	(2703)*	(2703)*	(1849)	(2193)	(2703)*	(2710)*	(2710)*	(1847)	(2190)	(2710)*
2 m (6' - 7")	-	-	-	-	-	2010*	2010*	1739	2010*	2010*	1490*	1490*	1145	1370	1490*	1281*	1281*	820	975	1281*	1255*	1255*	759	903	1255*
	-	-	-	-	-	(4433)*	(4433)*	(3834)	(4433)*	(4433)*	(3285)*	(3285)*	(2526)	(3021)	(3285)*	(2825)*	(2825)*	(1808)	(2150)	(2825)*	(2768)*	(2768)*	(1674)	(1990)	(2768)*
1 m (3' - 3")	-	-	-	-	-	2576*	2576*	1608	1981	2576*	1728*	1728*	1086	1307	1728*	1362*	1335	795	948	1362*	1295*	1240	739	881	1295*
	-	-	-	-	-	(5679)*	(5679)*	(3545)	(4369)	(5679)*	(3810)*	(3810)*	(2394)	(2882)	(3810)*	(3004)*	(2945)	(1752)	(2091)	(3004)*	(2855)*	(2735)	(1629)	(1943)	(2855)*
0 m (0' - 0")	4853*	4853*	2901	3846	4853*	2743*	2743*	1552	1921	2743*	1841*	1813	1049	1268	1841*	1361*	1320	780	934	1361*	1343*	1306	773	924	1343*
	(10701)*	(10701)*	(6396)	(8480)	(10701)*	(6048)*	(6048)*	(3422)	(4235)	(6048)*	(4060)*	(3998)	(2312)	(2795)	(4060)*	(3001)*	(2910)	(1721)	(2059)	(3001)*	(2961)*	(2880)	(1704)	(2038)	(2961)*
-1 m (-3' - 3")	4233*	4233*	2930	3880	4233*	2550*	2550*	1550	1918	2550*	1731*	1731*	1044	1262	1731*	-	-	-	-	-	1387*	1387*	889	1067	1387*
	(9334)*	(9334)*	(6461)	(8555)	(9334)*	(5623)*	(5623)*	(3417)	(4230)	(5623)*	(3817)*	(3817)*	(2301)	(2784)	(3817)*	-	-	-	-	-	(3058)*	(3058)*	(1961)	(2354)	(3058)*
-2 m (6' - 7")	3019*	3019*	3010	3019*	3019*	1904*	1904*	1594	1904*	1904*	-	-	-	-	-	-	-	-	-	-	1375*	1375*	1233	1375*	1375*
	(6657)*	(6657)*	(6638)	(6657)*	(6657)*	(4199)*	(4199)*	(3514)	(4199)*	(4199)*	-	-	-	-	-	-	-	-	-	-	(3031)*	(3031)*	(2720)	(3031)*	(3031)*

Tab.45: Lifting force table EW65 – Boom, short dipper stick, single tires, stabilizers rear, bracket for grabber front

A B	2 m (6'-7")					3 m (9'-10")					4 m (13'-1")					5 m (16' - 5")									
	I	II	III	IV	V	I	II	III	IV	V	I	II	III	IV	V	I	II	III	IV	V	I	II	III	IV	V
4 m (13'-1")	-	-	-	-	-	-	-	-	-	-	1001*	1001*	1001*	1001*	1001*	-	-	-	-	-	1114*	1114*	895	1061	1114*
	-	-	-	-	-	-	-	-	-	-	(2208)*	(2208)*	(2208)*	(2208)*	(2208)*	-	-	-	-	-	(2457)*	(2457)*	(1974)	(2339)	(2457)*
3 m (9' - 10")	-	-	-	-	-	-	-	-	-	-	1113*	1113*	1113*	1113*	1113*	1105*	1105*	844	1001	1105*	1122*	1122*	754	895	1122*
	-	-	-	-	-	-	-	-	-	-	(2455)*	(2455)*	(2455)*	(2455)*	(2455)*	(2436)*	(2436)*	(1861)	(2207)	(2436)*	(2475)*	(2475)*	(1663)	(1975)	(2475)*
2 m (6' - 7")	-	-	-	-	-	1763*	1763*	1763*	1763*	1763*	1364*	1364*	1152	1364*	1364*	1193*	1193*	818	974	1193*	1149*	1149*	689	821	1149*
	-	-	-	-	-	(3886)*	(3886)*	(3886)*	V*	(3886)*	(3007)*	(3007)*	(2540)	(3007)*	(3007)*	(2630)*	(2630)*	(1805)	(2148)	(2630)*	(2533)*	(2533)*	(1519)	(1810)	(2533)*
1 m (3' - 3")	-	-	-	-	-	2415*	2415*	1622	1998	2415*	1637*	1637*	1085	1307	1637*	1305*	1305*	787	942	1305*	1186*	1133	671	802	1186*
	-	-	-	-	-	(5324)*	(5324)*	(3575)	(4405)	(5324)*	(3609)*	(3609)*	(2393)	(2882)	(3609)*	(2877)*	(2877)*	(1736)	(2077)	(2877)*	(2615)*	(2499)	(1479)	(1768)	(2615)*
0 m (0' - 0")	5110*	5110*	2863	3804	5110*	2709*	2709*	1543	1913	2709*	1805*	1804	1039	1258	1805*	1361*	1305	765	919	1361*	1231*	1184	697	835	1231*
	(11268)*	(11268)*	(6313)	(8389)	(11268)*	(5972)*	(5972)*	(3403)	(4218)	(5972)*	(3980)*	(3978)	(2291)	(2774)	(3980)*	(3000)*	(2878)	(1687)	(2026)	(3000)*	(2714)*	(2611)	(1536)	(1841)	(2714)*
-1 m (-3' - 3")	4600*	4600*	2881	3826	4600*	2632*	2632*	1526	1894	2632*	1778*	1778*	1023	1242	1778*	-	-	-	-	-	1276*	1276*	786	944	1276*
	(10144)*	(10144)*	(6354)	(8436)	(10144)*	(5804)*	(5804)*	(3365)	(4176)	(5804)*	(3921)*	(3921)*	(2256)	(2738)	(3921)*	-	-	-	-	-	(2813)*	(2813)*	(1732)	(2081)	(2813)*
-2 m (6' - 7")	3576*	3576*	2948	3576*	3576*	2163*	2163*	1555	1925	2163*	1374*	1374*	1050	1270	1374*	-	-	-	-	-	1294*	1294*	1021	1233	1294*
	(7884)*	(7884)*	(6500)	(7884)*	(7884)*	(4769)*	(4769)*	(3428)	(4245)	(4769)*	(3031)*	(3031)*	(2316)	(2801)	(3031)*	-	-	-	-	-	(2853)*	(2853)*	(2252)	(2720)	(2853)*

Tab.46: Lifting force table EW65 – Boom, long dipper stick, single tires, stabilizers rear, bracket for grabber front



**WACKER
NEUSON**
all it takes!

Lifting force tables EW65

A B	2 m (6'-7")					3 m (9'-10")					4 m (13'-1")					5 m (16' - 5")									
	I	II	III	IV	V	I	II	III	IV	V	I	II	III	IV	V	I	II	III	IV	V	I	II	III	IV	V
4 m (13'-1")	-	-	-	-	-	-	-	-	-	-	1161*	1161*	1161*	1161*	1161*	-	-	-	-	-	1227*	1227*	1097	1227*	1227*
3 m (9' - 10")	-	-	-	-	-	-	-	-	-	-	1252*	1252*	1252*	1252*	1252*	1226*	1226*	909	1226*	1226*	1229*	1229*	908	1229*	1229*
2 m (6' - 7")	-	-	-	-	-	2010*	2010*	1872	2010*	2010*	1490*	1490*	1237	1490*	1490*	1281*	1281*	890	1238	1281*	1255*	1200	825	1151	1255*
1 m (3' - 3")	-	-	-	-	-	2576*	2576*	1741	2502	2576*	1728*	1728*	1178	1657	1728*	1362*	1267	865	1212	1362*	1295*	1177	805	1129	1295*
0 m (0' - 0")	4853*	4853*	3143	4853*	4853*	2743*	2690	1685	2441	2743*	1841*	1721	1141	1617	1841*	1361*	1252	851	1197	1361*	1343*	1239	842	1185	1343*
-1 m (-3' - 3")	4233*	4233*	3173	4233*	4233*	2550*	2550*	1683	2438	2550*	1731*	1715	1136	1612	1731*	-	-	-	-	-	1387*	1387*	968	1364	1387*
-2 m (6' - 7")	3019*	3019*	3019*	3019*	3019*	1904*	1904*	1727	1904*	1904*	-	-	-	-	-	-	-	-	-	-	1375*	1375*	1338	1375*	1375*

Tab.47: Lifting force table EW65 – Boom, short dipper stick, single tires, stabilizers rear, parallel blade front

A B	2 m (6'-7")					3 m (9'-10")					4 m (13'-1")					5 m (16' - 5")									
	I	II	III	IV	V	I	II	III	IV	V	I	II	III	IV	V	I	II	III	IV	V	I	II	III	IV	V
4 m (13'-1")	-	-	-	-	-	-	-	-	-	-	1001*	1001*	1001*	1001*	1001*	-	-	-	-	-	1114*	1114*	968	1114*	1114*
3 m (9' - 10")	-	-	-	-	-	-	-	-	-	-	1113*	1113*	1113*	1113*	1113*	1105*	1105*	914	1105*	1105*	1122*	1122*	819	1122*	1122*
2 m (6' - 7")	-	-	-	-	-	1763*	1763*	1763*	1763*	1763*	1364*	1364*	1244	1364*	1364*	1193*	1193*	889	1193*	1193*	1149*	1095	751	1052	1149*
1 m (3' - 3")	-	-	-	-	-	2415*	2415*	1755	2415*	2415*	1637*	1637*	1177	1637*	1637*	1305*	1261	858	1205	1305*	1186*	1074	733	1033	1186*
0 m (0' - 0")	5110*	5110*	3105	4820	5110*	2709*	2683	1677	2433	2709*	1805*	1712	1131	1608	1805*	1361*	1237	836	1182	1361*	1231*	1122	762	1077	1231*
-1 m (-3' - 3")	4600*	4600*	3124	4600*	4600*	2632*	2632*	1660	2414	2632*	1778*	1694	1115	1591	1778*	-	-	-	-	-	1276*	1271	857	1213	1276*
-2 m (6' - 7")	3576*	3576*	3190	3576*	3576*	2163*	2163*	1688	2163*	2163*	1374*	1374*	1142	1374*	1374*	-	-	-	-	-	1294*	1294*	1111	1294*	1294*

Tab.48: Lifting force table EW65 – Boom, long dipper stick, single tires, stabilizers rear, parallel blade front



**WACKER
NEUSON**
all it takes!

Lifting force tables EW65

A B	2 m (6'-7")					3 m (9'-10")					4 m (13'-1")					5 m (16' - 5")																			
	I	II	III	IV	V	I	II	III	IV	V	I	II	III	IV	V	I	II	III	IV	V	I	II	III	IV	V										
4 m (13'-1")	-	-	-	-	-	-	-	-	-	-	1161*	1161*	1161*	1161*	1161*	-	-	-	-	-	1227*	1227*	1097	1227*	1227*	(2560)*	(2560)*	(2560)*	(2560)*	(2560)*	(2706)*	(2706)*	(2420)	(2706)*	(2706)*
3 m (9' - 10")	-	-	-	-	-	-	-	-	-	-	1252*	1252*	1252*	1252*	1252*	1226*	1226*	909	1192	1226*	1229*	1229*	908	1190	1229*	(2761)*	(2761)*	(2761)*	(2761)*	(2761)*	(2703)*	(2703)*	(2004)	(2628)	(2703)*
2 m (6' - 7")	-	-	-	-	-	2010*	2010*	1872	2010*	2010*	1490*	1490*	1237	1490*	1490*	1281*	1281*	890	1172	1281*	1255*	1255*	825	1088	1255*	(4433)*	(4433)*	(4129)	(4433)*	(4433)*	(3285)*	(3285)*	(2729)	(3285)*	(3285)*
1 m (3' - 3")	-	-	-	-	-	2576*	2576*	1741	2371	2576*	1728*	1728*	1178	1569	1728*	1362*	1337	865	1146	1362*	1295*	1242	805	1066	1295*	(5679)*	(5679)*	(3840)	(5228)	(5679)*	(3810)*	(3810)*	(2597)	(3459)	(3810)*
0 m (0' - 0")	4853*	4853*	3143	4606	4853*	2743*	2743*	1685	2310	2743*	1841*	1815	1141	1530	1841*	1361*	1322	851	1131	1361*	1343*	1308	842	1119	1343*	(10701)*	(10701)*	(6931)	(10156)	(10701)*	(6048)*	(6048)*	(3716)	(5094)	(6048)*
-1 m -(3' - 3")	4233*	4233*	3173	4233*	4233*	2550*	2550*	1683	2308	2550*	1731*	1731*	1136	1524	1731*	-	-	-	-	-	1387*	1387*	968	1290	1387*	(9334)*	(9334)*	(6996)	(9334)*	(9334)*	(5623)*	(5623)*	(3711)	(5089)	(5623)*
-2 m (6' - 7")	3019*	3019*	3019*	3019*	3019*	1904*	1904*	1727	1904*	1904*	-	-	-	-	-	-	-	-	-	-	1375*	1375*	1338	1375*	1375*	(6657)*	(6657)*	(6657)*	(6657)*	(6657)*	(4199)*	(4199)*	(3809)	(4199)*	(4199)*

Tab.49: Lifting force table EW65 – Boom, short dipper stick, single tires, stabilizers front, parallel blade rear

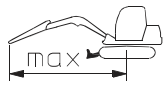
A B	2 m (6'-7")					3 m (9'-10")					4 m (13'-1")					5 m (16' - 5")																			
	I	II	III	IV	V	I	II	III	IV	V	I	II	III	IV	V	I	II	III	IV	V	I	II	III	IV	V										
4 m (13'-1")	-	-	-	-	-	-	-	-	-	-	1001*	1001*	1001*	1001*	1001*	-	-	-	-	-	1114*	1114*	968	1114*	1114*	(2208)*	(2208)*	(2208)*	(2208)*	(2208)*	(2457)*	(2457)*	(2135)	(2457)*	(2457)*
3 m (9' - 10")	-	-	-	-	-	-	-	-	-	-	1113*	1113*	1113*	1113*	1113*	1105*	1105*	914	1105*	1105*	1122*	1122*	819	1078	1122*	(2455)*	(2455)*	(2455)*	(2455)*	(2455)*	(2436)*	(2436)*	(2016)	(2436)*	(2436)*
2 m (6' - 7")	-	-	-	-	-	1763*	1763*	1763*	1763*	1763*	1364*	1364*	1244	1364*	1364*	1193*	1193*	889	1171	1193*	1149*	1149*	751	994	1149*	(3886)*	(3886)*	(3886)*	V*	(3886)*	(3007)*	(3007)*	(2743)	(3007)*	(3007)*
1 m (3' - 3")	-	-	-	-	-	2415*	2415*	1755	2387	2415*	1637*	1637*	1177	1569	1637*	1305*	1305*	858	1139	1305*	1186*	1135	733	975	1186*	(5324)*	(5324)*	(3870)	(5264)	(5324)*	(3609)*	(3609)*	(2596)	(3460)	(3609)*
0 m (0' - 0")	5110*	5110*	3105	4565	5110*	2709*	2709*	1677	2302	2709*	1805*	1805*	1131	1520	1805*	1361*	1307	836	1116	1361*	1231*	1186	762	1016	1231*	(11268)*	(11268)*	(6848)	(10065)	(11268)*	(5972)*	(5972)*	(3697)	(5076)	(5972)*
-1 m -(3' - 3")	4600*	4600*	3124	4586	4600*	2632*	2632*	1660	2284	2632*	1778*	1778*	1115	1504	1778*	-	-	-	-	-	1276*	1276*	857	1145	1276*	(10144)*	(10144)*	(6888)	(10113)	(10144)*	(5804)*	(5804)*	(3659)	(5035)	(5804)*
-2 m (6' - 7")	3576*	3576*	3190	3576*	3576*	2163*	2163*	1688	2163*	2163*	1374*	1374*	1142	1374*	1374*	-	-	-	-	-	1294*	1294*	1111	1294*	1294*	(7884)*	(7884)*	(7035)	(7884)*	(7884)*	(4769)*	(4769)*	(3722)	(4769)*	(4769)*

Tab.50: Lifting force table EW65 – Boom, long dipper stick, single tires, stabilizers front, parallel blade rear




**WACKER
NEUSON**
all it takes!

Lifting force tables EW65

A B	2 m (6'-7")					3 m (9'-10")					4 m (13'-1")					5 m (16' - 5")									
	I	II	III	IV	V	I	II	III	IV	V	I	II	III	IV	V	I	II	III	IV	V	I	II	III	IV	V
4 m (13'-1")	-	-	-	-	-	-	-	-	-	-	1161*	1161*	1161*	1161*	1161*	-	-	-	-	-	1227*	1227*	1031	1188	1227*
											(2560)*	(2560)*	(2560)*	(2560)*	(2560)*						(2706)*	(2706)*	(2273)	(2618)	(2706)*
3 m (9' - 10")	-	-	-	-	-	-	-	-	-	-	1252*	1252*	1219	1252*	1252*	1226*	1226*	850	979	1226*	1229*	1229*	849	978	1229*
											(2761)*	(2761)*	(2689)	(2761)*	(2761)*	(2703)*	(2703)*	(1875)	(2159)	(2703)*	(2710)*	(2710)*	(1873)	(2157)	(2710)*
2 m (6' - 7")	-	-	-	-	-	2010*	2010*	1761	2010*	2010*	1490*	1490*	1161	1350	1490*	1281*	1281*	832	960	1281*	1255*	1255*	770	888	1255*
						(4433)*	(4433)*	(3884)	(4433)*	(4433)*	(3285)*	(3285)*	(2560)	(2976)	(3285)*	(2825)*	(2825)*	(1834)	(2116)	(2825)*	(2768)*	(2768)*	(1698)	(1959)	(2768)*
1 m (3' - 3")	-	-	-	-	-	2576*	2576*	1630	1951	2576*	1728*	1728*	1101	1287	1728*	1362*	1362*	806	933	1362*	1295*	1288	750	867	1295*
						(5679)*	(5679)*	(3595)	(4303)	(5679)*	(3810)*	(3810)*	(2428)	(2837)	(3810)*	(3004)*	(3004)*	(1778)	(2058)	(3004)*	(2855)*	(2841)	(1654)	(1911)	(2855)*
0 m (0' - 0")	4853*	4853*	2942	3787	4853*	2743*	2743*	1574	1891	2743*	1841*	1841*	1064	1247	1841*	1361*	1361*	792	918	1361*	1343*	1343*	784	909	1343*
	(10701)*	(10701)*	(6486)	(8350)	(10701)*	(6048)*	(6048)*	(3471)	(4169)	(6048)*	(4060)*	(4060)*	(2347)	(2751)	(4060)*	(3001)*	(3001)*	(1747)	(2025)	(3001)*	(2961)*	(2961)*	(1730)	(2005)	(2961)*
-1 m (-3' - 3")	4233*	4233*	2971	3821	4233*	2550*	2550*	1572	1888	2550*	1731*	1731*	1059	1242	1731*	-	-	-	-	-	1387*	1387*	902	1050	1387*
	(9334)*	(9334)*	(6551)	(8425)	(9334)*	(5623)*	(5623)*	(3466)	(4163)	(5623)*	(3817)*	(3817)*	(2336)	(2739)	(3817)*	-	-	-	-	-	(3058)*	(3058)*	(1990)	(2316)	(3058)*
-2 m (6' - 7")	3019*	3019*	3019*	3019*	3019*	1904*	1904*	1616	1904*	1904*	-	-	-	-	-	-	-	-	-	-	1375*	1375*	1251	1375*	1375*
	(6657)*	(6657)*	(6657)*	(6657)*	(6657)*	(4199)*	(4199)*	(3564)	(4199)*	(4199)*	-	-	-	-	-	-	-	-	-	-	(3031)*	(3031)*	(2758)	(3031)*	(3031)*

Tab.51: Lifting force table EW65 – Boom, short dipper stick, single tires, bracket for grabber front, parallel blade rear

A B	2 m (6'-7")					3 m (9'-10")					4 m (13'-1")					5 m (16' - 5")									
	I	II	III	IV	V	I	II	III	IV	V	I	II	III	IV	V	I	II	III	IV	V	I	II	III	IV	V
4 m (13'-1")	-	-	-	-	-	-	-	-	-	-	1001*	1001*	1001*	1001*	1001*	-	-	-	-	-	1114*	1114*	908	1045	1114*
											(2208)*	(2208)*	(2208)*	(2208)*	(2208)*						(2457)*	(2457)*	(2001)	(2304)	(2457)*
3 m (9' - 10")	-	-	-	-	-	-	-	-	-	-	1113*	1113*	1113*	1113*	1113*	1105*	1105*	856	986	1105*	1122*	1122*	765	881	1122*
											(2455)*	(2455)*	(2455)*	(2455)*	(2455)*	(2436)*	(2436)*	(1887)	(2173)	(2436)*	(2475)*	(2475)*	(1687)	(1943)	(2475)*
2 m (6' - 7")	-	-	-	-	-	1763*	1763*	1763*	1763*	1763*	1364*	1364*	1167	1358	1364*	1193*	1193*	830	959	1193*	1149*	1149*	699	807	1149*
						(3886)*	(3886)*	(3886)*	V*	(3886)*	(3007)*	(3007)*	(2574)	(2993)	(3007)*	(2630)*	(2630)*	(1831)	(2114)	(2630)*	(2533)*	(2533)*	(1542)	(1780)	(2533)*
1 m (3' - 3")	-	-	-	-	-	2415*	2415*	1644	1968	2415*	1637*	1637*	1101	1287	1637*	1305*	1305*	799	927	1305*	1186*	1178	681	788	1186*
						(5324)*	(5324)*	(3625)	(4338)	(5324)*	(3609)*	(3609)*	(2427)	(2838)	(3609)*	(2877)*	(2877)*	(1762)	(2043)	(2877)*	(2615)*	(2597)	(1502)	(1738)	(2615)*
0 m (0' - 0")	5110*	5110*	2904	3746	5110*	2709*	2709*	1566	1883	2709*	1805*	1805*	1054	1238	1805*	1361*	1356	777	903	1361*	1231*	1231*	708	821	1231*
	(11268)*	(11268)*	(6403)	(8259)	(11268)*	(5972)*	(5972)*	(3452)	(4151)	(5972)*	(3980)*	(3980)*	(2325)	(2730)	(3980)*	(3000)*	(2991)	(1714)	(1992)	(3000)*	(2714)*	(2714)*	(1560)	(1810)	(2714)*
-1 m (-3' - 3")	4600*	4600*	2922	3767	4600*	2632*	2632*	1548	1864	2632*	1778*	1778*	1039	1222	1778*	-	-	-	-	-	1276*	1276*	798	928	1276*
	(10144)*	(10144)*	(6443)	(8306)	(10144)*	(5804)*	(5804)*	(3414)	(4110)	(5804)*	(3921)*	(3921)*	(2290)	(2693)	(3921)*	-	-	-	-	-	(2813)*	(2813)*	(1759)	(2046)	(2813)*
-2 m (6' - 7")	3576*	3576*	2989	3576*	3576*	2163*	2163*	1577	1895	2163*	1374*	1374*	1066	1250	1374*	-	-	-	-	-	1294*	1294*	1036	1214	1294*
	(7884)*	(7884)*	(6590)	(7884)*	(7884)*	(4769)*	(4769)*	(3478)	(4178)	(4769)*	(3031)*	(3031)*	(2350)	(2756)	(3031)*	-	-	-	-	-	(2853)*	(2853)*	(2285)	(2676)	(2853)*

Tab.52: Lifting force table EW65 – Boom, long dipper stick, single tires, bracket for grabber front, parallel blade rear



**WACKER
NEUSON**
all it takes!

Lifting force tables EW65

A B	2 m (6'-7")					3 m (9'-10")					4 m (13'-1")					5 m (16' - 5")									
	I	II	III	IV	V	I	II	III	IV	V	I	II	III	IV	V	I	II	III	IV	V	I	II	III	IV	V
4 m (13'-1")	-	-	-	-	-	-	-	-	-	-	1161*	1161*	1161*	1161*	1161*	-	-	-	-	-	1227*	1227*	1044	1227*	1227*
3 m (9' - 10")	-	-	-	-	-	-	-	-	-	-	1252*	1252*	1235	1252*	1252*	1226*	1137	862	1226*	1226*	1229*	1135	861	1229*	1229*
2 m (6' - 7")	-	-	-	-	-	2010*	2010*	1784	2010*	2010*	1490*	1490*	1176	1490*	1490*	1281*	1116	844	1277	1277	1255*	1032	781	1187	1187
1 m (3' - 3")	-	-	-	-	-	2576*	2384	1653	2576*	2576*	1728*	1521	1117	1708	1708	1362*	1088	818	1250	1250	1295*	1009	761	1165	1165
0 m (0' - 0")	4853*	4853*	2982	4853*	4853*	2743*	2317	1597	2517	2517	1841*	1479	1080	1668	1668	1361*	1073	804	1235	1235	1343*	1061	796	1223	1223
-1 m -(3' - 3")	4233*	4233*	3012	4233*	4233*	2550*	2314	1594	2514	2514	1731*	1473	1075	1663	1663	-	-	-	-	-	1387*	1233	916	1387*	1387*
-2 m (6' - 7")	3019*	3019*	3019*	3019*	3019*	1904*	1904*	1639	1904*	1904*	-	-	-	-	-	-	-	-	-	-	1375*	1375*	1268	1375*	1375*

Tab.53: Lifting force table EW65 – Boom, short dipper stick, single tires, parallel blade front

A B	2 m (6'-7")					3 m (9'-10")					4 m (13'-1")					5 m (16' - 5")									
	I	II	III	IV	V	I	II	III	IV	V	I	II	III	IV	V	I	II	III	IV	V	I	II	III	IV	V
4 m (13'-1")	-	-	-	-	-	-	-	-	-	-	1001*	1001*	1001*	1001*	1001*	-	-	-	-	-	1114*	1114*	920	1114*	1114*
3 m (9' - 10")	-	-	-	-	-	-	-	-	-	-	1113*	1113*	1113*	1113*	1113*	1105*	1105*	868	1105*	1105*	1122*	1023	776	1122*	1122*
2 m (6' - 7")	-	-	-	-	-	1763*	1763*	1763*	1763*	1763*	1364*	1364*	1183	1364*	1364*	1193*	1116	842	1193*	1193*	1149*	938	710	1086	1086
1 m (3' - 3")	-	-	-	-	-	2415*	2404	1666	2415*	2415*	1637*	1523	1116	1637*	1637*	1305*	1082	811	1244	1244	1186*	918	692	1066	1066
0 m (0' - 0")	5110*	5110*	2944	4968	4968	2709*	2310	1588	2509	2509	1805*	1470	1070	1659	1659	1361*	1058	789	1220	1220	1231*	958	718	1112	1112
-1 m -(3' - 3")	4600*	4600*	2963	4600*	4600*	2632*	2289	1571	2490	2490	1778*	1452	1054	1642	1642	-	-	-	-	-	1276*	1088	810	1253	1253
-2 m (6' - 7")	3576*	3576*	3029	3576*	3576*	2163*	2163*	1599	2163*	2163*	1374*	1374*	1081	1374*	1374*	-	-	-	-	-	1294*	1294*	1051	1294*	1294*

Tab.54: Lifting force table EW65 – Boom, long dipper stick, single tires, parallel blade front



**WACKER
NEUSON**
all it takes!

Lifting force tables EW65

A B	2 m (6'-7")					3 m (9'-10")					4 m (13'-1")					5 m (16' - 5")									
	I	II	III	IV	V	I	II	III	IV	V	I	II	III	IV	V	I	II	III	IV	V	I	II	III	IV	V
4 m (13'-1")	-	-	-	-	-	-	-	-	-	-	1161*	1161*	1161*	1161*	1161*	-	-	-	-	-	1227*	1227*	1023	1227*	1227*
	-	-	-	-	-	-	-	-	-	-	(2560)*	(2560)*	(2560)*	(2560)*	(2560)*	-	-	-	-	-	(2706)*	(2706)*	(2256)	(2706)*	(2706)*
3 m (9' - 10")	-	-	-	-	-	-	-	-	-	-	1252*	1252*	1211	1252*	1252*	1226*	1155	844	1226*	1226*	1229*	1154	843	1225	1225
	-	-	-	-	-	-	-	-	-	-	(2761)*	(2761)*	(2670)	(2761)*	(2761)*	(2703)*	(2548)	(1861)	(2703)*	(2703)*	(2710)*	(2544)	(1859)	(2702)	(2702)
2 m (6' - 7")	-	-	-	-	-	2010*	2010*	1749	2010*	2010*	1490*	1490*	1152	1490*	1490*	1281*	1135	825	1207	1207	1255*	1049	764	1121	1121
	-	-	-	-	-	(4433)*	(4433)*	(3856)	(4433)*	(4433)*	(3285)*	(3285)*	(2541)	(3285)*	(3285)*	(2825)*	(2503)	(1820)	(2662)	(2662)	(2768)*	(2314)	(1685)	(2473)	(2473)
1 m (3' - 3")	-	-	-	-	-	2576*	2423	1618	2440	2440	1728*	1546	1093	1615	1615	1362*	1107	800	1181	1181	1295*	1026	744	1099	1099
	-	-	-	-	-	(5679)*	(5343)	(3568)	(5381)	(5381)	(3810)*	(3409)	(2410)	(3562)	(3562)	(3004)*	(2441)	(1764)	(2603)	(2603)	(2855)*	(2263)	(1640)	(2424)	(2424)
0 m (0' - 0")	4853*	4853*	2919	4741	4741	2743*	2356	1562	2379	2379	1841*	1504	1056	1576	1576	1361*	1091	786	1166	1166	1343*	1080	778	1154	1154
	(10701)*	(10701)*	(6436)	(10454)	(10454)	(6048)*	(5194)	(3444)	(5247)	(5247)	(4060)*	(3317)	(2328)	(3475)	(3475)	(3001)*	(2406)	(1732)	(2571)	(2571)	(2961)*	(2381)	(1715)	(2545)	(2545)
-1 m -(3' - 3")	4233*	4233*	2948	4233*	4233*	2550*	2353	1560	2377	2377	1731*	1498	1051	1571	1571	-	-	-	-	-	1387*	1254	895	1329	1329
	(9334)*	(9334)*	(6501)	(9334)*	(9334)*	(5623)*	(5188)	(3439)	(5241)	(5241)	(3817)*	(3304)	(2317)	(3463)	(3463)	-	-	-	-	-	(3058)*	(2766)	(1974)	(2931)	(2931)
-2 m (6' - 7")	3019*	3019*	3019*	3019*	3019*	1904*	1904*	1604	1904*	1904*	-	-	-	-	-	-	-	-	-	-	1375*	1375*	1241	1375*	1375*
	(6657)*	(6657)*	(6657)*	(6657)*	(6657)*	(4199)*	(4199)*	(3536)	(4199)*	(4199)*	-	-	-	-	-	-	-	-	-	-	(3031)*	(3031)*	(2737)	(3031)*	(3031)*

Tab.55: Lifting force table EW65 – Boom, short dipper stick, single tires, dozer blade front

A B	2 m (6'-7")					3 m (9'-10")					4 m (13'-1")					5 m (16' - 5")									
	I	II	III	IV	V	I	II	III	IV	V	I	II	III	IV	V	I	II	III	IV	V	I	II	III	IV	V
4 m (13'-1")	-	-	-	-	-	-	-	-	-	-	1001*	1001*	1001*	1001*	1001*	-	-	-	-	-	1114*	1114*	901	1114*	1114*
	-	-	-	-	-	-	-	-	-	-	(2208)*	(2208)*	(2208)*	(2208)*	(2208)*	-	-	-	-	-	(2457)*	(2457)*	(1986)	(2457)*	(2457)*
3 m (9' - 10")	-	-	-	-	-	-	-	-	-	-	1113*	1113*	1113*	1113*	1113*	1105*	1105*	849	1105*	1105*	1122*	1040	759	1110	1110
	-	-	-	-	-	-	-	-	-	-	(2455)*	(2455)*	(2455)*	(2455)*	(2455)*	(2436)*	(2436)*	(1873)	(2436)*	(2436)*	(2475)*	(2293)	(1673)	(2448)	(2448)
2 m (6' - 7")	-	-	-	-	-	1763*	1763*	1763*	1763*	1763*	1364*	1364*	1159	1364*	1364*	1193*	1135	824	1193*	1193*	1149*	954	694	1025	1025
	-	-	-	-	-	(3886)*	(3886)*	(3886)*	V*	(3886)*	(3007)*	(3007)*	(2555)	(3007)*	(3007)*	(2630)*	(2502)	(1816)	(2630)*	(2630)*	(2533)*	(2104)	(1529)	(2260)	(2260)
1 m (3' - 3")	-	-	-	-	-	2415*	2415*	1632	2415*	2415*	1637*	1548	1092	1616	1616	1305*	1101	793	1174	1174	1186*	934	675	1005	1005
	-	-	-	-	-	(5324)*	(5324)*	(3598)	(5324)*	(5324)*	(3609)*	(3413)	(2408)	(3562)	(3562)	(2877)*	(2427)	(1748)	(2589)	(2589)	(2615)*	(2060)	(1489)	(2217)	(2217)
0 m (0' - 0")	5110*	5110*	2881	4700	4700	2709*	2349	1553	2371	2371	1805*	1495	1046	1567	1567	1361*	1077	771	1151	1151	1231*	975	702	1048	1048
	(11268)*	(11268)*	(6353)	(10363)	(10363)	(5972)*	(5179)	(3425)	(5229)	(5229)	(3980)*	(3297)	(2306)	(3454)	(3454)	(3000)*	(2374)	(1699)	(2538)	(2538)	(2714)*	(2150)	(1547)	(2311)	(2311)
-1 m -(3' - 3")	4600*	4600*	2900	4600*	4600*	2632*	2328	1536	2353	2353	1778*	1478	1030	1550	1550	-	-	-	-	-	1276*	1107	791	1181	1181
	(10144)*	(10144)*	(6394)	(10144)*	(10144)*	(5804)*	(5133)	(3387)	(5188)	(5188)	(3921)*	(3258)	(2272)	(3418)	(3418)	-	-	-	-	-	(2813)*	(2440)	(1744)	(2605)	(2605)
-2 m (6' - 7")	3576*	3576*	2966	3576*	3576*	2163*	2163*	1565	2163*	2163*	1374*	1374*	1057	1374*	1374*	-	-	-	-	-	1294*	1294*	1028	1294*	1294*
	(7884)*	(7884)*	(6541)	(7884)*	(7884)*	(4769)*	(4769)*	(3450)	(4769)*	(4769)*	(3031)*	(3031)*	(2331)	(3031)*	(3031)*	-	-	-	-	-	(2853)*	(2853)*	(2267)	(2853)*	(2853)*

Tab.56: Lifting force table EW65 – Boom, long dipper stick, single tires, dozer blade front